

AR60.00-P-0700-01EW	Gap dimensions on hoods, doors and lids		
---------------------	---	--	--

## MODEL 212

### Modification notes

11.3.13	Changing gap dimensions on MODEL 212 as of model year 2014		BE60.00-P-1006-01U
---------	--	--	--------------------

#### Check values for gap dimensions

Number	Designation				MODEL 212.0/1	MODEL 212.2
BE60.00-P-1001-01U	Gap dimension	Engine hood to fender	Dimension "A"	mm	4 (± 1)	4 (± 1)
		Engine hood to headlamp	Dimension "B"	mm	4 (± 1)	4 (± 1)
		Engine hood to radiator grille	Dimension "C"	mm	–	–
		Engine hood to bumper	Dimension "D"	mm	4,5 (± 1,5)	4,5 (± 1,5)
		Engine hood to A-pillar	Dimension "E"	mm	4,5 (± 1,5)	4,5 (± 1,5)
		Bumper to headlamp	Dimension "F"	mm	3,5 (± 1,5)	3,5 (± 1,5)
		Picture			AR60.00-P-0700-01E W	AR60.00-P-0700-01E W

#### Check values for gap dimensions

Number	Designation				MODEL 212.0/1	MODEL 212.2
BE60.00-P-1002-01U	Gap dimension	Front door to fender	Dimension "G"	mm	4 (+1/-0,5)	4 (+1/-0,5)
		Front door to rear door	Dimension "H"	mm	4,5 (+1/-0,5)	4,5 (+1/-0,5)
		Front door to roof frame	Dimension "I"	mm	14 (± 1,5)	14 (± 1,5)
		Rear door to roof frame	Dimension "J"	mm	13 (± 1,5)	13 (± 1,5)
		Rear door to side piece, bottom	Dimension "K"	mm	4 (+1/-0,5)	4 (+1/-0,5)
		Driver door cover to rear door cover	Dimension "W"	mm	4 (± 1)	4 (± 1)
		Picture			AR60.00-P-0700-01E W	AR60.00-P-0700-01E W

#### Check values for gap dimensions

Number	Designation				MODEL 212.0/1	MODEL 212.2
BE60.00-P-1003-01U	Gap dimension	Trunk lid to rear fender, top	Dimension "L"	mm	4 (± 1)	–
		Trunk lid to taillamp	Dimension "M"	mm	–	–
		Trunk lid to bumper	Dimension "N"	mm	6,5 (± 1)	–
		Rear fender to taillamp	Dimension "O"	mm	2 (+1,5/-1)	2 (+1,5/-1)
		Taillamp to bumper	Dimension "P"	mm	2 (± 1)	2 (± 1)
		Trunk lid taillamp to taillamp	Dimension "M1"	mm	4 (± 1,5)	–
		Picture			AR60.00-P-0700-01E W	AR60.00-P-0700-01E W

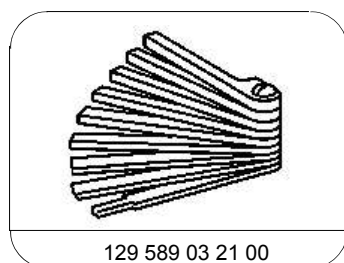
#### Check values for gap dimensions

Number	Designation				MODEL 212.0/1	MODEL 212.2
BE60.00-P-1004-01U	Gap dimension	Fuel filler flap (circumference)	Dimension "Q"	mm	3 (+1/-0,5)	3 (+1/-0,5)

	Picture	AR60.00-P-0700-01E W	AR60.00-P-0700-01E W
--	---------	-------------------------	-------------------------


#### Check values for gap dimensions

Number	Designation				MODEL 212.0/1	MODEL 212.2
BE60.00-P-1006-01U	Gap dimension	Engine hood to headlamp	Dimension "B1"	mm	3,5 (±1)	3,5 (±1)
		Engine hood to radiator grille/bumper	Dimension "C1"	mm	3,5 (±1)	3,5 (±1)
		Offset: Engine hood to radiator grille/bumper	Dimension "C2"	mm	1 (-0,5/+1)	1 (-0,5/+1)
		Bumper to headlamp, outside	Dimension "F1"	mm	2,5 (±1,5)	2,5 (±1,5)
		Bumper to headlamp, bottom/inside	Dimension "F2"	mm	2 (-1/+1,5)	2 (-1/+1,5)
		Picture			AR60.00-P-0700-01E W	AR60.00-P-0700-01E W

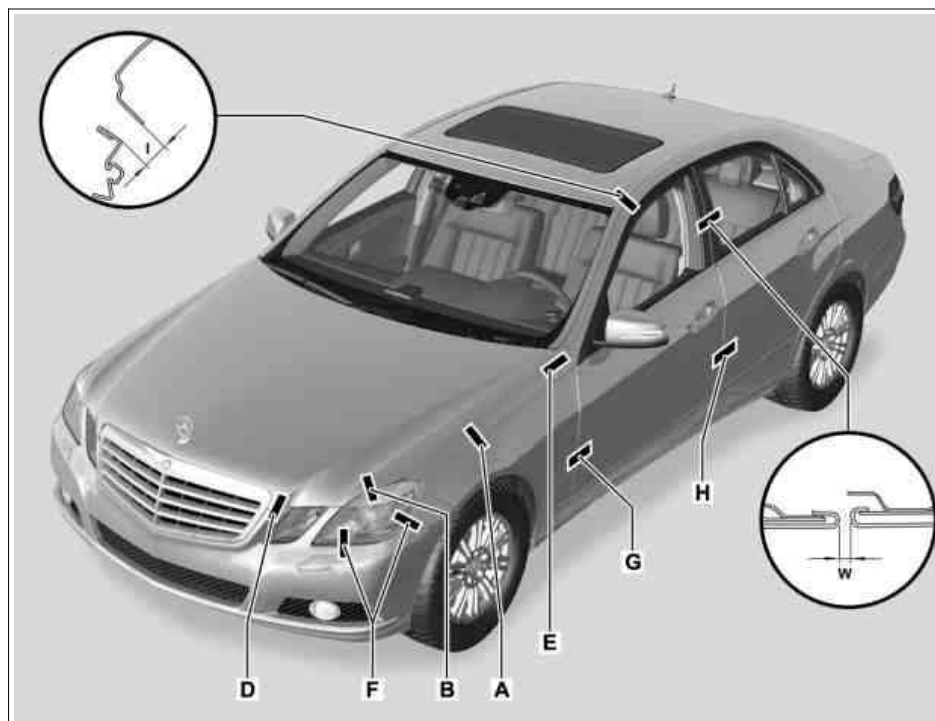


Feeler gauge

#### Shown on model 212.0 up to model year 2014

**i** Adjust hoods, doors and cover according to drawings with  feeler gauge. The gap should not run wedge-shaped or be too narrow at points. Deviations from parallel gap should be max. 1 mm over the entire length. If the inside clearance is too large or too small, the movable body parts must be centered accordingly. The reference measurements apply only for repair work on vehicles damaged in accidents.

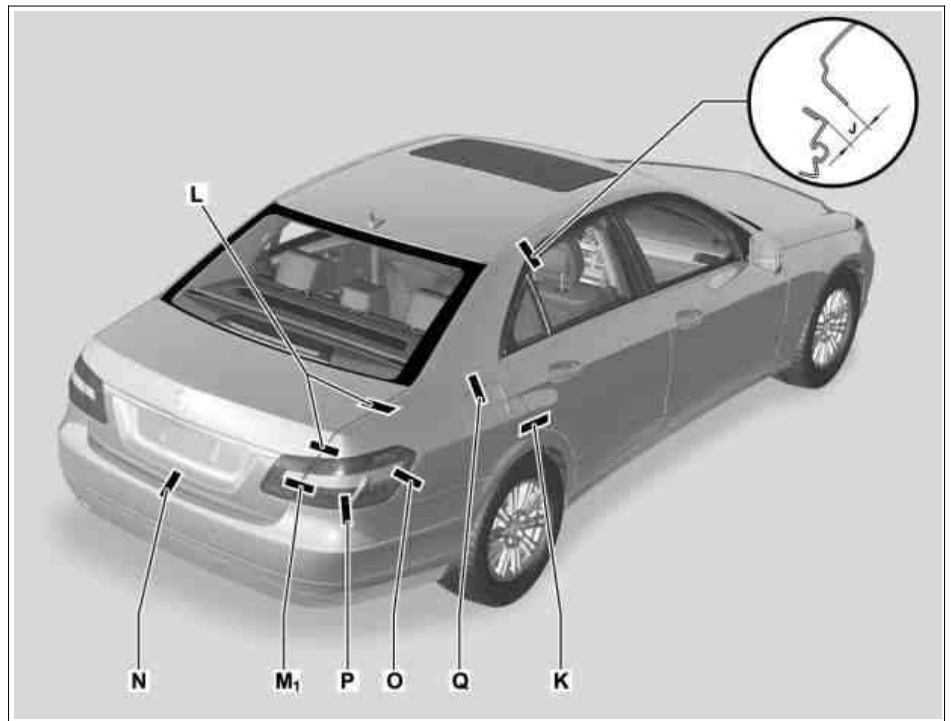
**i** Front door to roof (dimension "I") is not a circumferential reference dimension, therefore it is necessary to maintain the approval position according to the drawing.



P60.00-2850-06

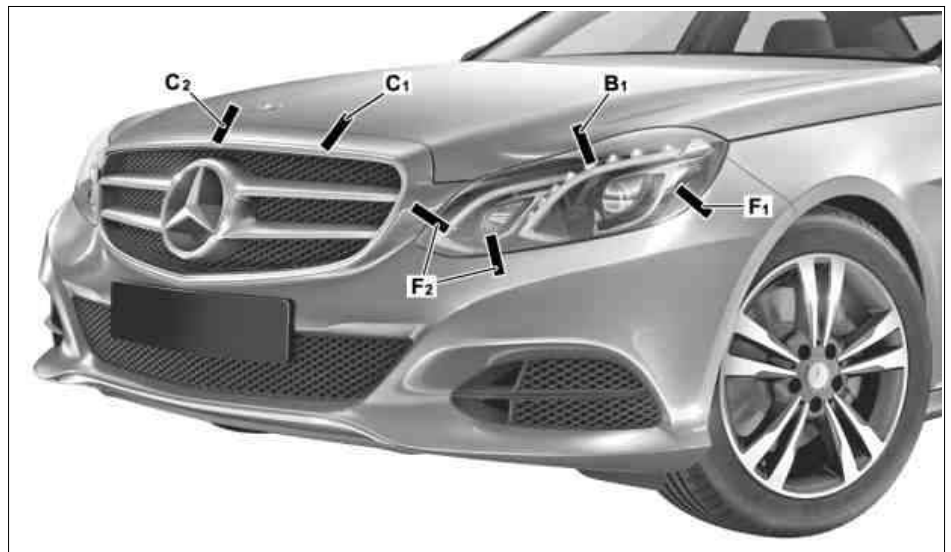
Shown on model 212.0 up to model year 2014

**i** Rear door to roof frame (dimension "J") is not a circumferential reference dimension, therefore it is necessary to maintain the approval position according to the drawing.



P60.00-2851-06

Shown on model 212.0 as of model year 2014



P60.00-2989-05