



Parts Manual



AGCO ALLIS

LEGACY / 2000 / 2900
SERIES GARDEN TRACTOR

ATTACHMENTS & ACCESSORIES



Mfg. No.	Description	Mfg. No.	Description
1690095	Tire Chains (23" Tires)	1692933	Hard Side Snow Cab
1691311	48" Bucket	1692934	46" Single Stage Snowthrower
1691319	33# Suitcase weights	1692935	50" Tiller
1691620	Cart Side Extension & Cover	1692936	48" Turbo
1692125	10 Cu. Ft. Dump Cart	1692937	60" Turbo
1692562	Tire Chains (26" Tires)	1692938	Wide Body Collector Cart
1692891	2000 RPM Rear PTO	1692939	50# Suitcase Weights
1692923	Ballast Box	1692940	Front Weight Carrier
1692924	60" Manual Angling Dozer Blade	1692941	Rear Weight Carrier
1692925	60" Hydraulic Angling Dozer Blade	1692942	47" Two Stage Snowthrower
1692926	Soft Side Snow Cab	1693160	Rear Wheel Weight
1692927	ROPS (Roll-Over Protective Structure)	1693175	Ladder Sub-Frame Hitch
1692928	3-Point Hitch	1693204	Triple Bag Grass Catcher
1692929	60" Hose, Hitch & Tube	1693206	Rear Light Kit
1692930	48" Hose, Hitch & Tube	1693238	Hydraulic Lift & Angling Kit
1692931	Hydraulic Angling Kit	1693239	Auxiliary Hydraulic Lift Kit
1692932	Front End Loader	1693245	Sweepster Rotary Broom Hitch
		1693246	Sweepster Rotary Broom

SNOWTHROWERS

Mfg No	Description	Page
1692934	46" SINGLE STAGE SNOWTHROWER	
	Body & Auger Group	2
	Spout Group	4
	Drive Group	6
	Hitch Group	8
1692942	47" TWO STAGE SNOWTHROWER	
	Gearbox Mounting Group	10
	Skid Shoe & Hitch Lock Group	12
	Auger Group	14
	Discharge Chute & Spout Rotator	16
	Hitch Group	18
	Decal Group	20

DOZER BLADES & LOADERS

Mfg No	Description	Page
1692924	60" MANUAL ANGLING DOZER BLADE	
	60" Dozer Blade Assembly	22
	Hitch Assembly - Manual Angling	24
1692925	60" HYDRAULIC ANGLING DOZER BLADE	
	60" Dozer Blade Assembly	22
	Hitch Assembly - Hydraulic Angling	28
	Hydraulic System Diagram	30
	Control Tower Group	32
	Cylinder Mounting Group	34
1692932	FRONT END LOADER	
	Mid-Hitch	36
	Loader Main Frame & Bucket	38
	Main Hydraulics	40
	Boom Hydraulics	44
1691311	48" BUCKET	38

GRASS COLLECTIONS SYSTEMS

Mfg No	Description	Page
1692936	48" TURBO	
	Turbo Blower Assembly	46
	Mounting Group	48
1692937	60" TURBO	
	Turbo Blower Assembly	50
	Mounting Group	52
1692938	WIDE BODY COLLECTOR CART	
	Cart Assembly	54
	Hitch & Hose Assembly	56
1693204	TRIPLE BAG GRASS CATCHER	58
1692929	60" HOSE, HITCH & TUBE	60
1692930	48" HOSE, HITCH & TUBE	60

ATTACHMENT HITCHES, WEIGHTS & KITS

Mfg No	Description	Page
1691319	33# SUITCASE WEIGHTS	70
1692939	50# SUITCASE WEIGHTS	70
1692891	2000 RPM REAR PTO	62
1692923	BALLAST BOX	66
1692928	3-POINT HITCH	68
1692931	HYDRAULIC ANGLING KIT	
	Hydraulic System Diagram	30
	Control Tower Group	32
	Cylinder Group	34
1692940	FRONT WEIGHT CARRIER	70
1692941	REAR WEIGHT CARRIER	70
1693160	REAR WHEEL WEIGHT	72
1693175	LADDER SUB-FRAME HITCH	74
1693238	HYDRAULIC LIFT & ANGLING KIT	
	Hydraulic System Diagram	76
	Control Tower	78
	Cylinder Group	80
1693239	AUXILIARY HYDRAULIC LIFT KIT	82
1693206	REAR LIGHT KIT	84
1693245	SWEEPSTER ROTARY BROOM HITCH	
	Hitch Assembly - Hydraulic Angling	24

COMPONENT SERVICE PARTS

Part No	Description	Page
1700493	SERVICE PARTS - Hydraulic Gear Pump	86
1700502	SERVICE PARTS - Hydraulic Valve Assembly	88
1709625	SERVICE PARTS - Snowthrower Gearbox	90
1709662	SERVICE PARTS - Snowthrower Auger	
	Gearbox & Shaft	92
1717484	SERVICE PARTS - Snowthrower	
	Drive Shaft	94
1717547	SERVICE PARTS - Snowthrower	
	Right Angle Gearbox	96
1718166	SERVICE PARTS - Lift Cylinder	98
1718169	SERVICE PARTS - Bucket Cylinder	100

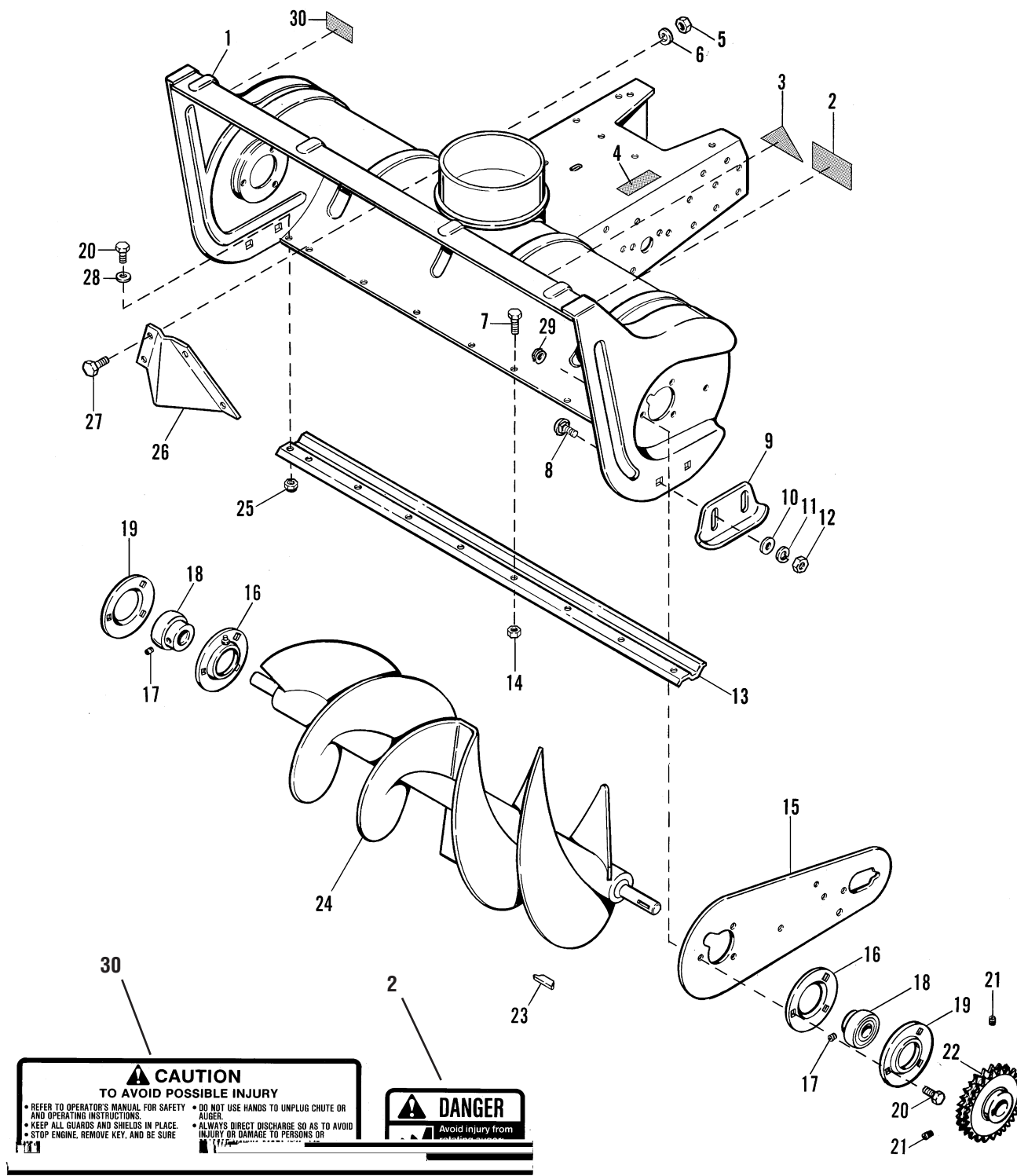
REFERENCE INFORMATION

Mfg No	Description	Page
1690095	TIRE CHAINS (23" Tires)	102
1691620	CART SIDE EXTENSION & COVER	102
1692125	10 CU. FT. DUMP CART	102
1692562	TIRE CHAINS (26" Tires)	102
1692926	SOFT SIDE SNOW CAB	102
1692927	ROPS (Roll-Over Protective Structure)	102
1692933	HARD SIDE SNOW CAB	102
1692935	50" TILLER	102
1693246	SWEEPSTER ROTARY BROOM	102

46" Single Stage Snowthrower - Body & Auger Group

A-AT43101A

NOTE: Unless noted otherwise,
use the standard hardware torque
specification chart.



The above parts group applies to the following Mfg. Nos.:

1692934 46" Single Stage Snowthrower

46" Single Stage Snowthrower - Body & Auger Group

REF NO.	PART NO.	QTY.	DESCRIPTION
1	1717479	1	BODY & FRAME ASSEMBLY
2	1716532	1	DECAL, Danger, Auger
3	*		DECAL, OPEI (Not Serviced)
4	*		DECAL, I.D. Plate (Not Serviced)
5	1917372	4	NUT, Hex, 5/16-18
6	1917356	4	WASHER, Lock, 5/16
7	1921959	9	CAPSCREW, Hex Hd, 1/4-20 x 5/8
8	922110	4	CARRIAGE BOLT, 3/8-16 x 3/4
9	177434	2	SKID SHOE
10	1924940	4	WASHER, 3/8
11	1916965	4	WASHER, Lock, 3/8
12	1916950	4	NUT, Hex, 3/8-16
13	1717472	1	SCRAPER BAR
14	1923358	9	NUT, Hex Lock, 1/4-20
15	1676632	1	PLATE, Side
16	172279	2	BEARING, Flange
17	1960110	2	SETSCREW, Sqr Hd, Cup Point, 1/4-28 x 1/2
18	173934	2	CARTRIDGE, Auger Bearing
19	172278	2	BEARING, Flange
20	1921332	8	CAPSCREW, Hex Hd, 5/16-18 X 3/4
21	1677029	2	SET SCREW, 5/16 -18 x 3/8
22	1676721	1	DOUBLE SPROCKET ASSEMBLY, 29 Teeth
23	151040	1	KEY, 1/4
24	1717465	1	ROTOR ASSEMBLY
25	1923362	2	NUT, Hex Lock, 5/16-18
26	106774	1	DEFLECTOR
27	1925205	4	CAPSCREW, Hex Hd, 5/16-18 x 5/8
28	1919326	2	WASHER, 5/16
29	1935048	6	NUT, Hex Flange Hd, Whiz Lock, 5/16-18
30	1716531	1	DECAL, Caution

Footnotes:

* Not a Servicable Part.

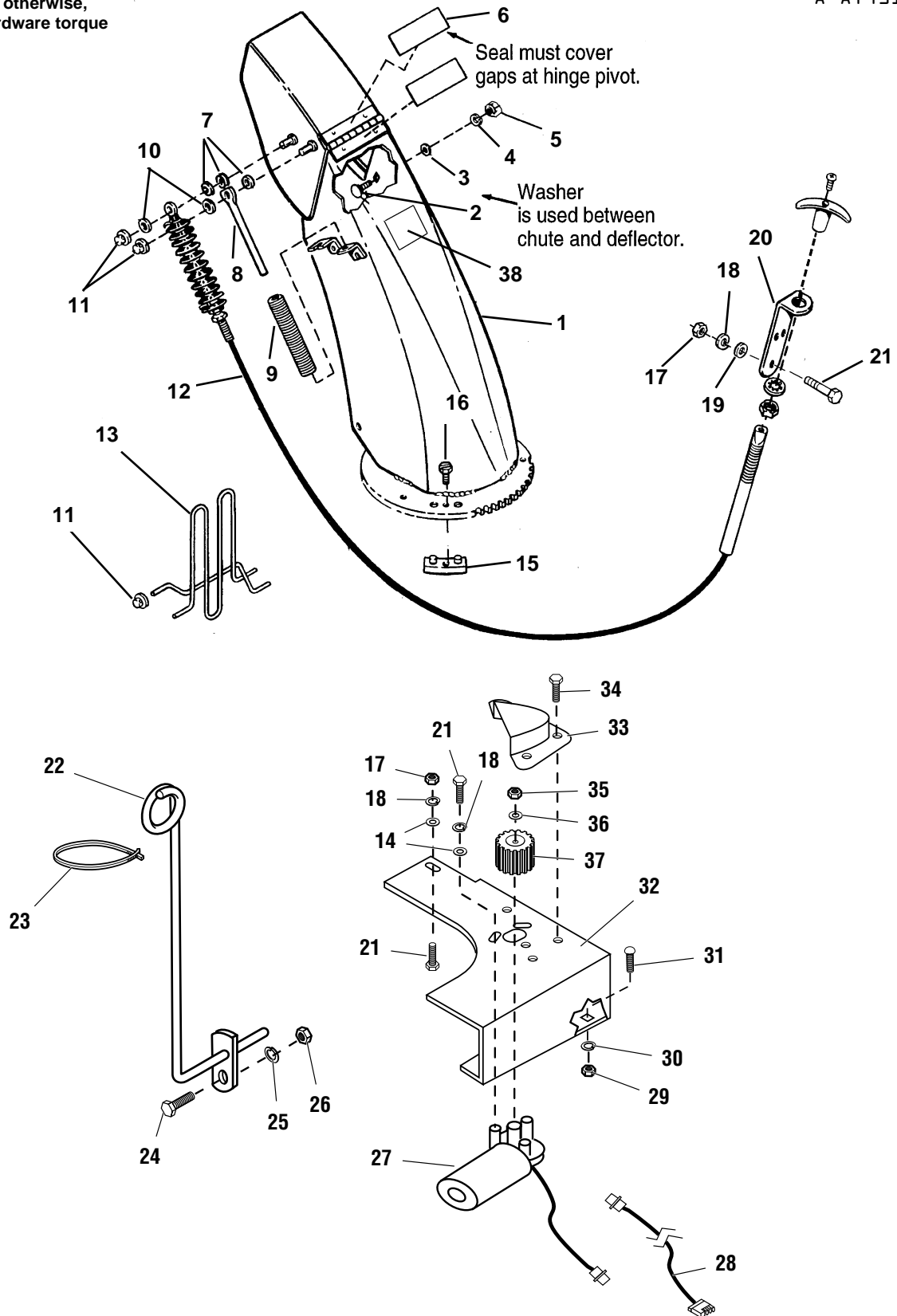
The above parts group applies to the following Mfg. Nos.:

1692934 46" Single Stage Snowthrower

46" Single Stage Snowthrower - Spout Group

A-AT43102A

NOTE: Unless noted otherwise, use the standard hardware torque specification chart.



The above parts group applies to the following Mfg. Nos.:

1692934 46" Single Stage Snowthrower

46" Single Stage Snowthrower - Spout Group

REF NO.	PART NO.	QTY.	DESCRIPTION
1	1717476	1	CHUTE ASSEMBLY
2	1931333	1	CARRIAGE BOLT, 5/16-18 x 3/4
3	960210	1	WASHER, Nylon Special, 3/8
4	1919326	1	WASHER, 5/16
5	1919438	1	NUT, Hex Nylon Lock, 5/16-18
6	1718426	2	SEAL, Hinge
7	1702219	3	SPACER
8	1611945	1	ROD, Spring, 5/16
9	1611939	1	SPRING, Compression
10	1921319	2	WASHER, 1/4
11	1960126	4	NUT, Push, 1/4
12	1717482	1	CABLE ASSEMBLY
13	1612455	1	GUARD, Chute
14	1921319	4	WASHER, 1/4
15	1666613	3	HOLD DOWN, Chute
16	1960001	3	CAPSCREW, Hex Washer Hd, Plastite, #10-14 x 5/8
17	1916622	3	NUT, Hex, 1/4-20
18	1916964	4	WASHER, Lock, 1/4
19	1960151	2	WASHER, 1/4
20	1705920	1	BRACKET, Cable Mounting
21	1924009	6	CAPSCREW, Hex Hd, 1/4-20 x 7/8
22	1717591	1	GUIDE ASSEMBLY, Cable
23	1701011	1	TIE, Self-Locking
24	1921333	1	CAPSCREW, Hex Hd, 5/16-18 X 1
25	1917356	1	WASHER, Lock, 5/16
26	1917372	1	NUT, Hex, 5/16-18
27	1715885	1	MOTOR, Electric
28	1717483	1	WIRE HARNESS
29	1916950	2	NUT, Hex, 3/8-16
30	1916965	2	WASHER, Lock, 3/8
31	1931348	2	CARRIAGE BOLT, 3/8-16 x 3/4
32	1717049	1	SUPPORT, Motor
33	1717481	1	COVER, Pinion
34	1925003	3	CAPSCREW, Hex Washer Hd, Taptite, 1/4-20 x 1/2
35	1923358	1	NUT, Hex Lock, 1/4-20
36	1921319	1	WASHER, 1/4
37	1717480	1	GEAR, Pinion
38	1716533	1	DECAL, Danger, Blower

Footnotes:

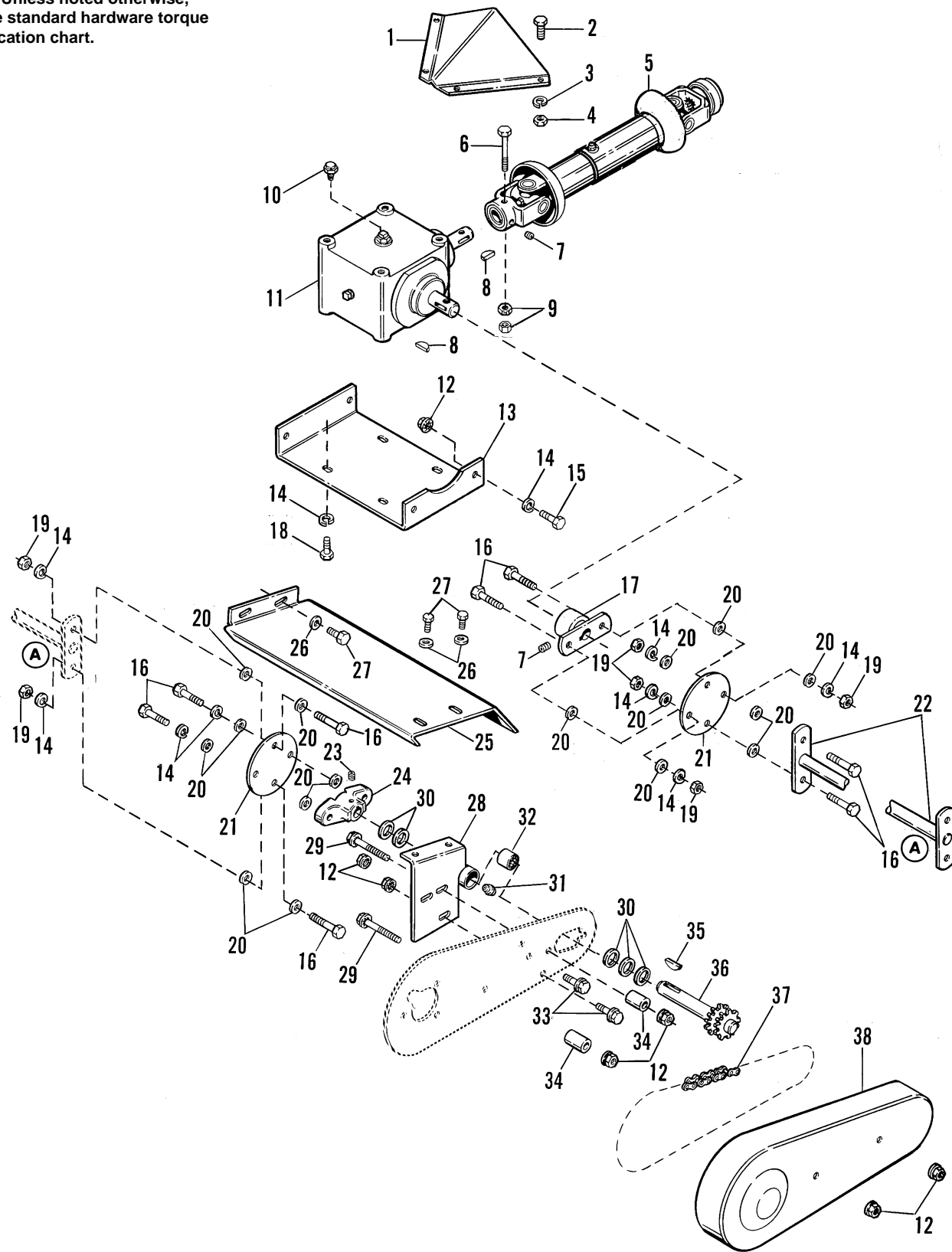
The above parts group applies to the following Mfg. Nos.:

1692934 46" Single Stage Snowthrower

46" Single Stage Snowthrower - Drive Group

A-AT43103A

NOTE: Unless noted otherwise,
use the standard hardware torque
specification chart.



The above parts group applies to the following Mfg. Nos.:

1692934 46" Single Stage Snowthrower

46" Single Stage Snowthrower - Drive Group

REF NO.	PART NO.	QTY.	DESCRIPTION
1	106774	1	DEFLECTOR
2	1925205	4	CAPSCREW, Hex Hd, 5/16-18 x 5/8
3	1917356	4	WASHER, Lock, 5/16
4	1917372	4	NUT, Hex, 5/16-18
5	1717484	1	DRIVE SHAFT ASSEMBLY (See SERVICE PARTS - Snowthrower Drive Shaft)
6	1925688	1	CAPSCREW, Hex Hd, 1/4-20 x 3
7	1930540	2	SETSCREW, Sqr Hd, 5/16-18 x 5/8
8	922138	2	KEY, Hi-Pro #HP708, 1/4
9	1923358	2	NUT, Hex, Lock, 1/4-20
10	1716790	1	PLUG, Socket Head
11	1717547	1	GEAR BOX ASSEMBLY, Right Angle (Incl. Ref. No. 10) (See SERVICE PARTS - Snowthrower Right Angle Gearbox)
12	1928352	10	NUT, Hex Flange Whiz Lock, 3/8-16
13	1676053	1	BRACKET, Mounting (for Drive ASSEMBLY)
14	1916965	16	WASHER, Lock, 3/8
15	1921966	4	CAPSCREW, Hex Hd, 3/8-16 x 7/8
16	1920415	8	CAPSCREW, Hex Hd, 3/8-16 x 1-1/4
17	1676561	1	COUPLER ASSEMBLY, Drive
18	1921965	4	CAPSCREW, Hex Hd, 3/8-16 x 3/4
19	1916950	6	NUT, Hex, 3/8-16
20	157424	16	WASHER, Special, 3/8
21	173026	2	COUPLING
22	1717097	1	SHAFT ASSEMBLY, Drive
23	1960475	1	SETSCREW, Hex Socket, 3/8-24 x 3/8
24	154198	1	FLANGE, Drive Shaft
25	1717100	1	COVER ASSEMBLY, Drive Shaft
26	1919326	4	WASHER, 5/16
27	1924856	4	CAPSCREW, Hex Washer Hd, Taptite, 5/16-18 x 1/2
28	1676554	1	SUPPORT ASSEMBLY, w/Bearings (Incl. Ref. No. 32)
29	1960244	2	CAPSCREW, Hex Flange Hd, Whiz Lock, 3/8-16 x 2-3/4
30	168111	5	WASHER, Hardened, Thrust
31	921133	1	FITTING, Grease, 1/4
32	1679211	2	BEARING, Needle
33	1934654	2	CAPSCREW, Hex Flanghe Hd, Whiz Lock, 3/8-16 x 1
34	1669105	2	SPACER
35	905123	1	KEY, Woodruff #9
36	1676722	1	SHAFT ASSEMBLY, (Drive, Chain)
37	1676739	1	CHAIN, Roller
38	1676738	1	GUARD, Chain

Footnotes:

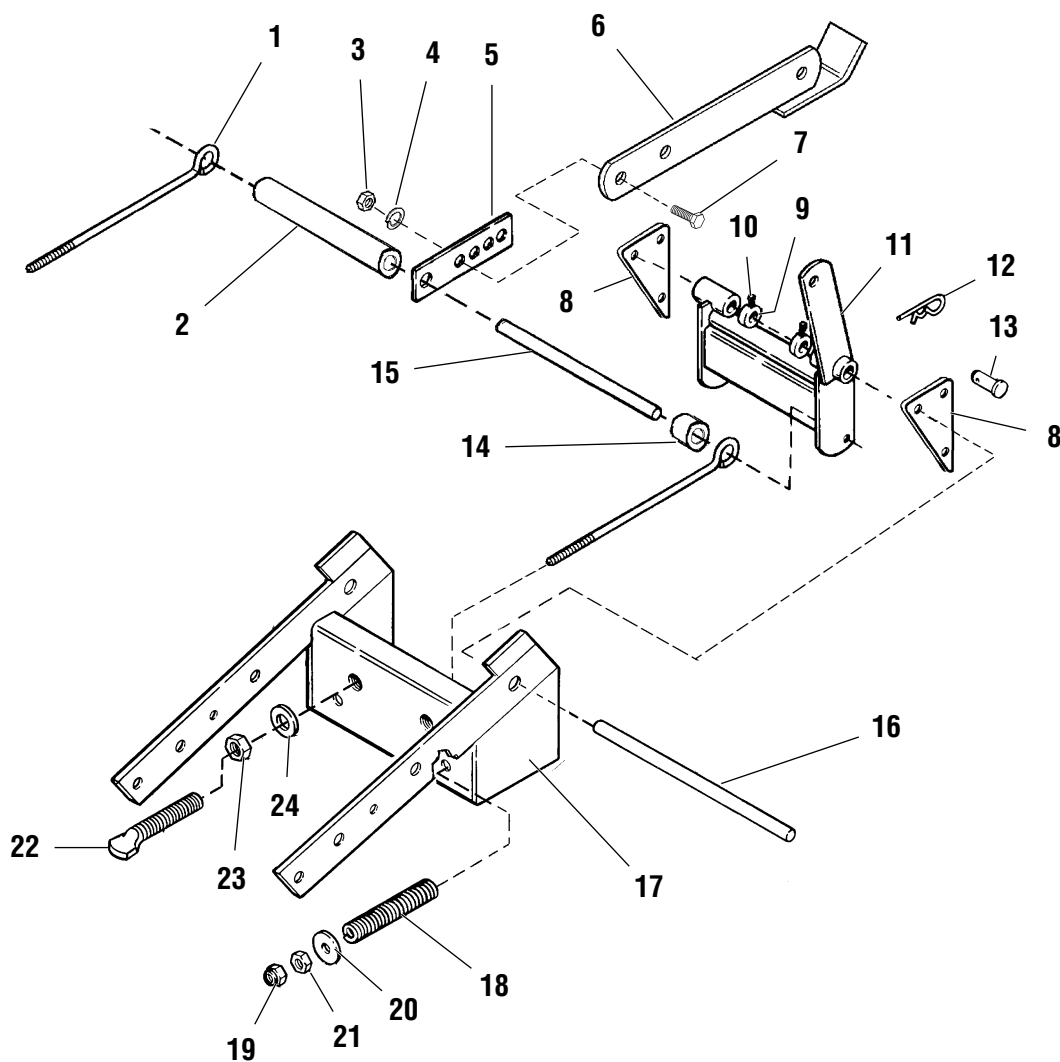
The above parts group applies to the following Mfg. Nos.:

1692934 46" Single Stage Snowthrower

46" Single Stage Snowthrower - Hitch Group

NOTE: Unless noted otherwise, use the standard hardware torque specification chart.

A-AT43104A



The above parts group applies to the following Mfg. Nos.:

1692934 46" Single Stage Snowthrower

46" Single Stage Snowthrower - Hitch Group

REF NO.	PART NO.	QTY.	DESCRIPTION
1	1675523	2	EYEBOLT, 3/8-16
2	1716492	1	SPACER
3	1916951	2	NUT, Hex, 1/2-13
4	1916966	2	WASHER, Lock, 1/2
5	1716926	1	BAR, Lift, Front
6	1716920	1	LIFT BAR ASSEMBLY
7	1921525	2	CAPSCREW, Hex Hd, 1/2-13 x 1-3/4
8	1716357	2	ANCHOR, Front
9	8031007	2	SET COLLAR
10	1928721	2	SETSCREW, Sqr Hd, Cup Point, 5/16-18 x 1/2
11	1675502	1	PIVOT ASSEMBLY, Hitch
12	176012	2	CLIP, Safety
13	1960038	2	PIN, Clevis, 5/8 x 2-1/4
14	175647	1	SPACER
15	1716460	1	SHAFT, 5/8 Dia.
16	1708999	1	SHAFT, Inner
17	1703635	1	HITCH ASSEMBLY
18	1675524	2	SPRING, Compression
19	1917421	2	NUT, Hex Jam, 3/8-16
20	1960071	2	WASHER, 3/8
21	1916950	2	NUT, Hex, 3/8-16
22	1676959	2	STUD, 3/4-10 UNC-2A
23	1913160	2	NUT, Hex, 3/4-10
24	1919332	2	WASHER, Lock, 3/4

Footnotes:

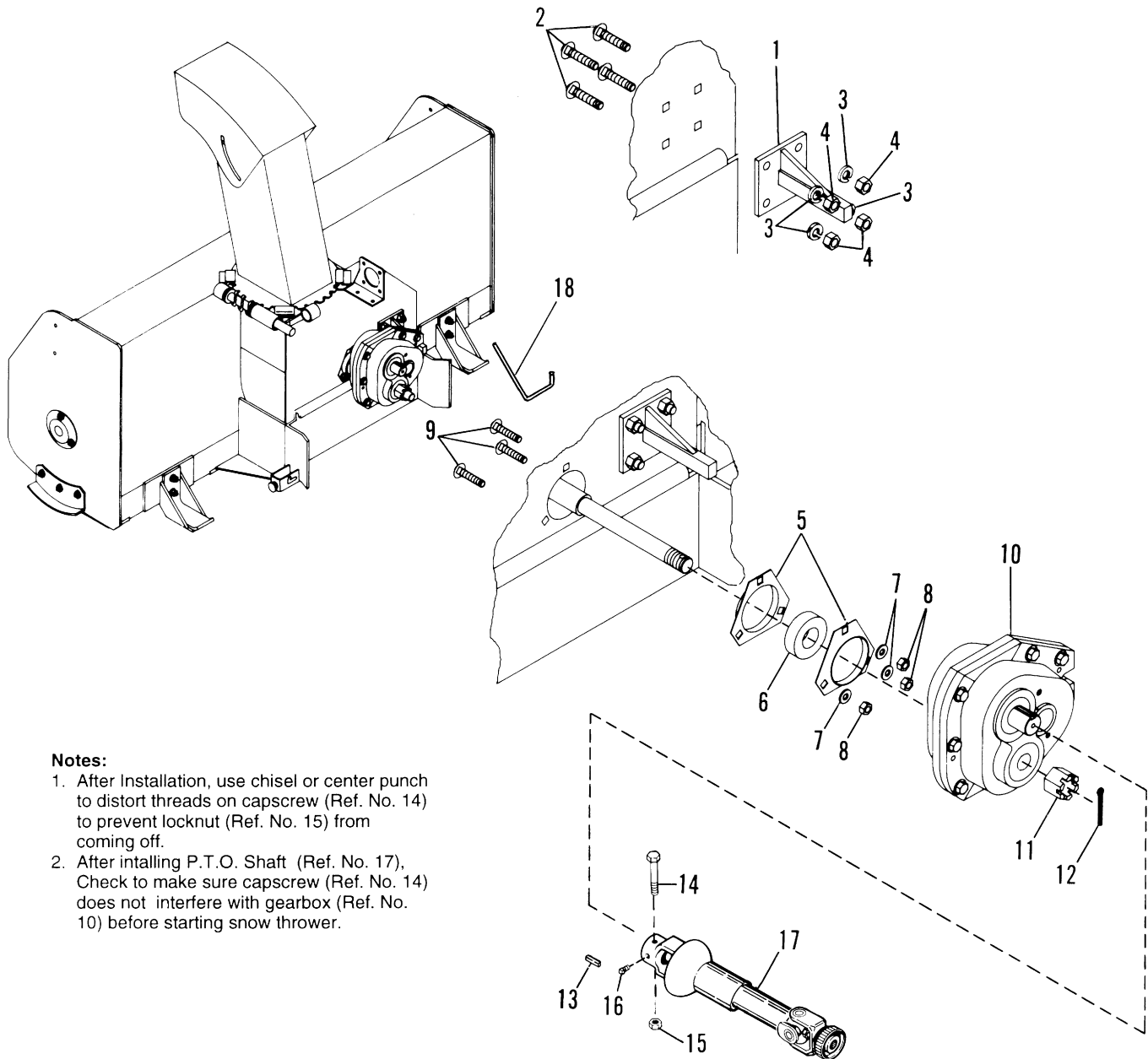
The above parts group applies to the following Mfg. Nos.:

1692934 46" Single Stage Snowthrower

47" Two Stage Snowthrower - Gearbox Mounting Group

A-AT43105A

NOTE: Unless noted otherwise,
use the standard hardware torque
specification chart.



Notes:

1. After Installation, use chisel or center punch to distort threads on cap screw (Ref. No. 14) to prevent locknut (Ref. No. 15) from coming off.
2. After installing P.T.O. Shaft (Ref. No. 17), Check to make sure cap screw (Ref. No. 14) does not interfere with gearbox (Ref. No. 10) before starting snow thrower.

The above parts group applies to the following Mfg. Nos.:

1692942 47" Two Stage Snowthrower

47" Two Stage Snowthrower - Gearbox Mounting Group

REF NO.	PART NO.	QTY.	DESCRIPTION
1	1709620	1	BRACKET, Torque
2	1709621	4	CARRIAGE BOLT, 3/8-16 x 1
3	1916965	4	WASHER, Lock, 3/8
4	1916950	4	NUT, Hex, 3/8-16
5	1709623	2	FLANGE, Bearing 3-hole
6	1709624	1	BEARING
7	1917356	3	WASHER, Lock, 5/16
8	1917372	3	NUT, Hex, 5/16-18
9	1931332	3	CARRIAGE BOLT, 5/16-18 x 5/8
10	1709625	1	GEARBOX ASSEMBLY (See SERVICE PARTS - Snowthrower Gearbox)
11	1709639	1	NUT, Slotted Hex, 3/4 -16, L.H.
12	1918456	1	PIN, Cotter, 5/32 x 1-3/4
13	154096	1	KEY, 1/4 x 1/4 x 29/32
14	1960506	1	CAPSCREW, Hex Hd, 1/4-20 x 1-7/8
15	1923358	1	NUT, Hex Lock, 1/4-20
16	1677029	1	SET SCREW, 5/16 -18 x 3/8
17	1717484	1	DRIVESHAFT, PTO (See SERVICE PARTS - Snowthrower Drive Shaft)
18	1709640	1	BRACKET, Wire

Footnotes:

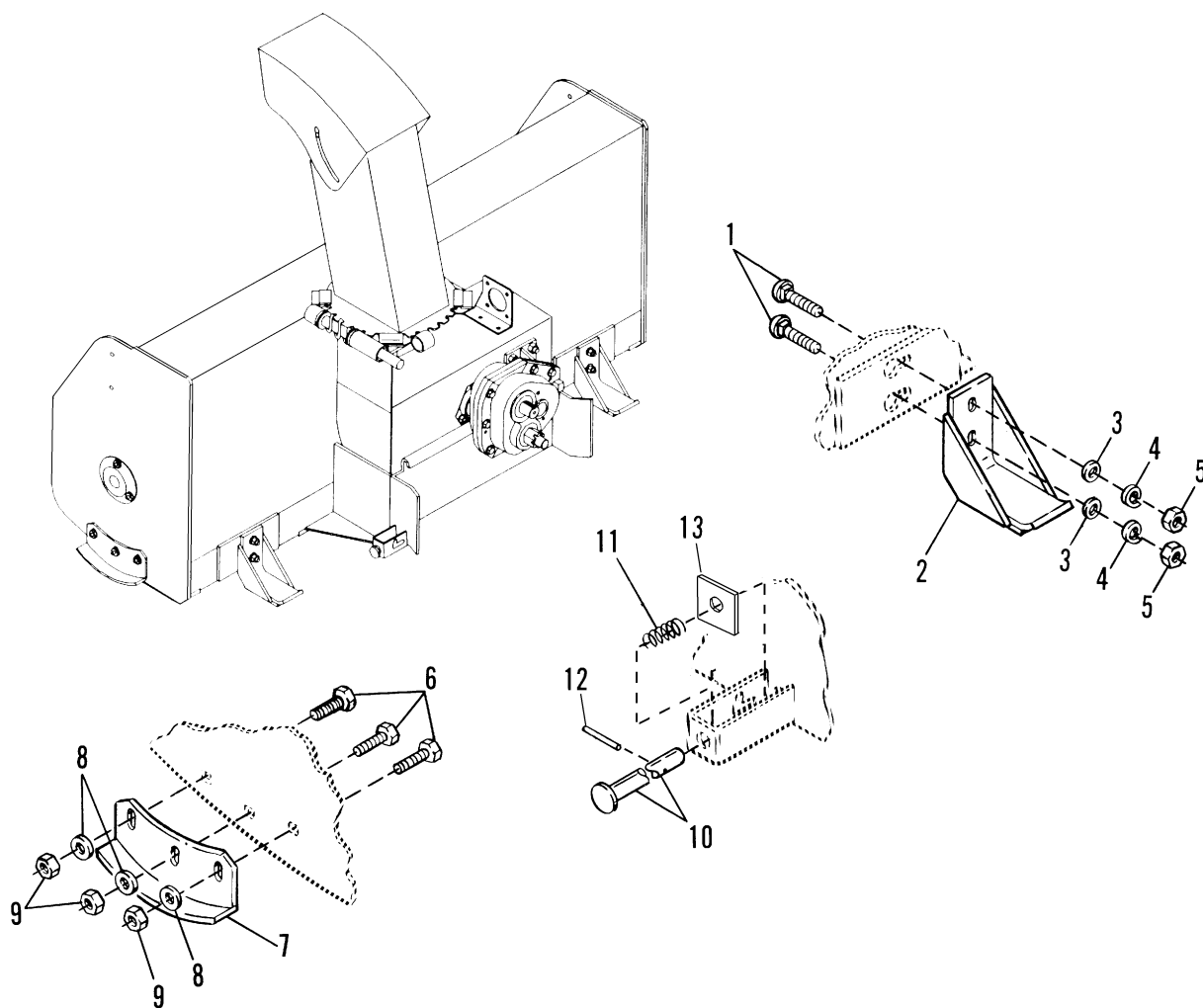
The above parts group applies to the following Mfg. Nos.:

1692942 47" Two Stage Snowthrower

47" Two Stage Snowthrower - Skid Shoe & Hitch Lock Group

A-AT43106A

NOTE: Unless noted otherwise,
use the standard hardware torque
specification chart.



The above parts group applies to the following Mfg. Nos.:

1692942 47" Two Stage Snowthrower

47" Two Stage Snowthrower - Skid Shoe & Hitch Lock Group

REF NO.	PART NO.	QTY.	DESCRIPTION
1	1931320	4	CARRIAGE BOLT, 5/16-18 x 1-1/4
2	1709656	2	SKID SHOE, Snowthrower
3	1924874	10	WASHER, 5/16
4	1917356	4	WASHER, Lock, 5/16
5	1917372	4	NUT, Hex, 5/16-18
6	1921332	6	CAPSCREW, Hex Hd, 5/16-18 X 3/4
7	1709658	2	SKID SHOE, Snowthrower
8	1924874	6	WASHER, Flat, 5/16 SAE
9	1923362	6	NUT, Hex Lock, 5/16-18
10	1709659	2	PIN, Shot
11	1709660	2	SPRING, Shot Pin
12	916171	2	PIN, Roll, 1/4 x 1-1/2
13	1709661	2	WASHER, Shot Pin

Footnotes:

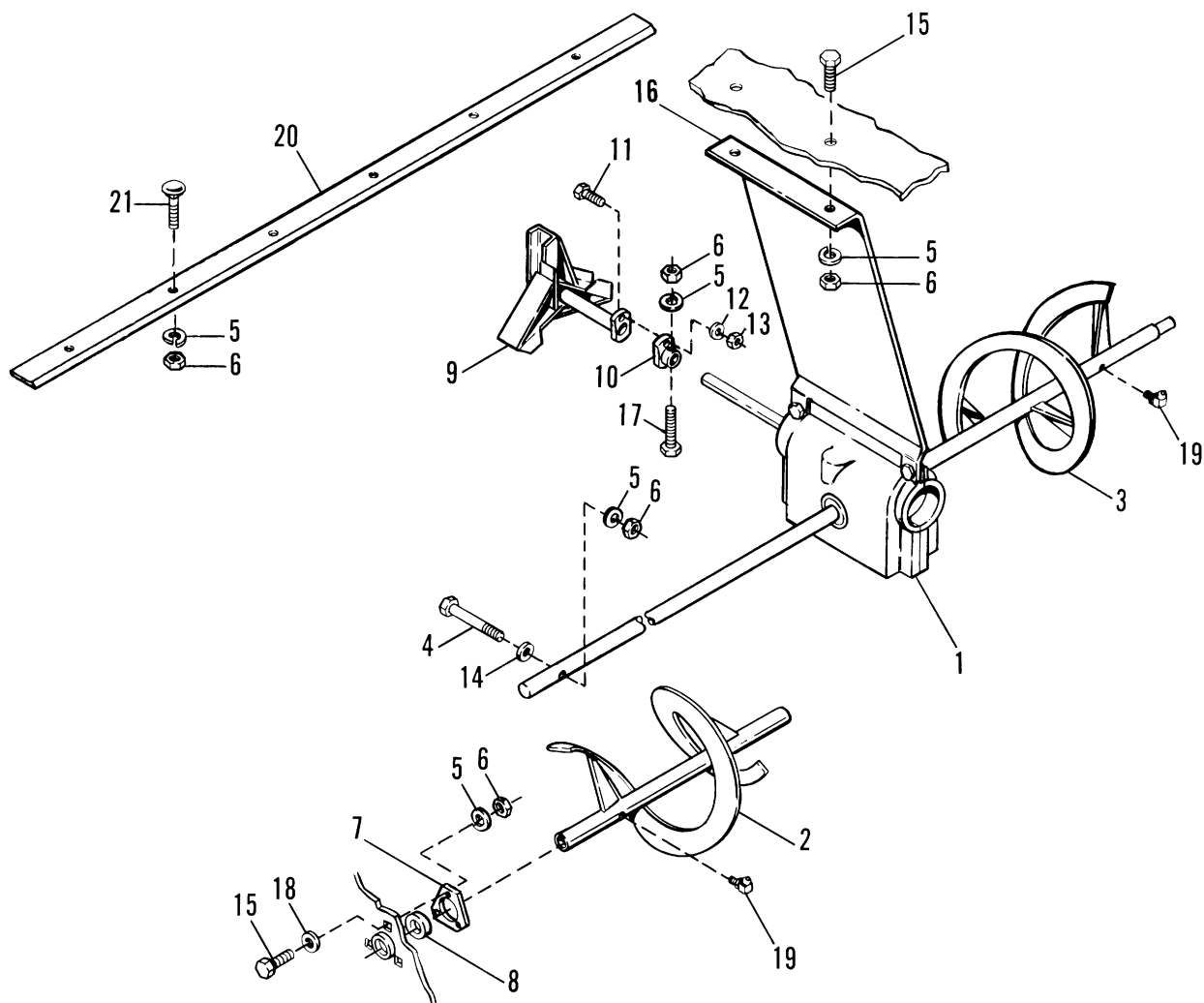
The above parts group applies to the following Mfg. Nos.:

1692942 47" Two Stage Snowthrower

47" Two Stage Snowthrower - Auger Group

A-AT43107A

NOTE: Unless noted otherwise,
use the standard hardware torque
specification chart.



The above parts group applies to the following Mfg. Nos.:

1692942 47" Two Stage Snowthrower

47" Two Stage Snowthrower - Auger Group

REF NO.	PART NO.	QTY.	DESCRIPTION
1	1709662	1	GEARBOX & SHAFT ASSEMBLY (See SERVICE PARTS - Snowthrower Auger Gearbox & Shaft)
2	1709678	1	AUGER, LH
3	1709679	1	AUGER, RH
4	1921160	2	CAPSCREW, Hex Hd, 5/16-18 x 2-1/4
5	1917356	17	LOCKWASHER, 5/16 regular
6	1917372	17	NUT, Hex, 5/16-18
7	1709623	2	FLANGE, Bearing, 3-hole
8	1709680	2	BEARING, 1.00" ID
9	1709681	1	BLADE, Blower
10	1709682	1	COLLAR, Shear
11	1921960	1	CAPSCREW, Hex Hd, 1/4-20 x 1
12	1916964	1	WASHER, Lock, 1/4
13	1916622	1	NUT, Hex, 1/4-20
14	1918265	2	WASHER, Flat, 5/16 SAE
15	1925205	2	CAPSCREW, Hex Hd, 5/16-18 x 5/8
16	1709683	1	BRACKET, Auger Support
17	1922127	1	CAPSCREW, Hex Hd, 5/16-18 x 1-3/4
18	1921319	6	WASHER, 1/4
19	912808	2	FITTING, Grease, 1/4-28
20	1709684	1	EDGE, Cutting
21	1931335	6	CARRIAGE BOLT, 5/16-18 x 1

Footnotes:

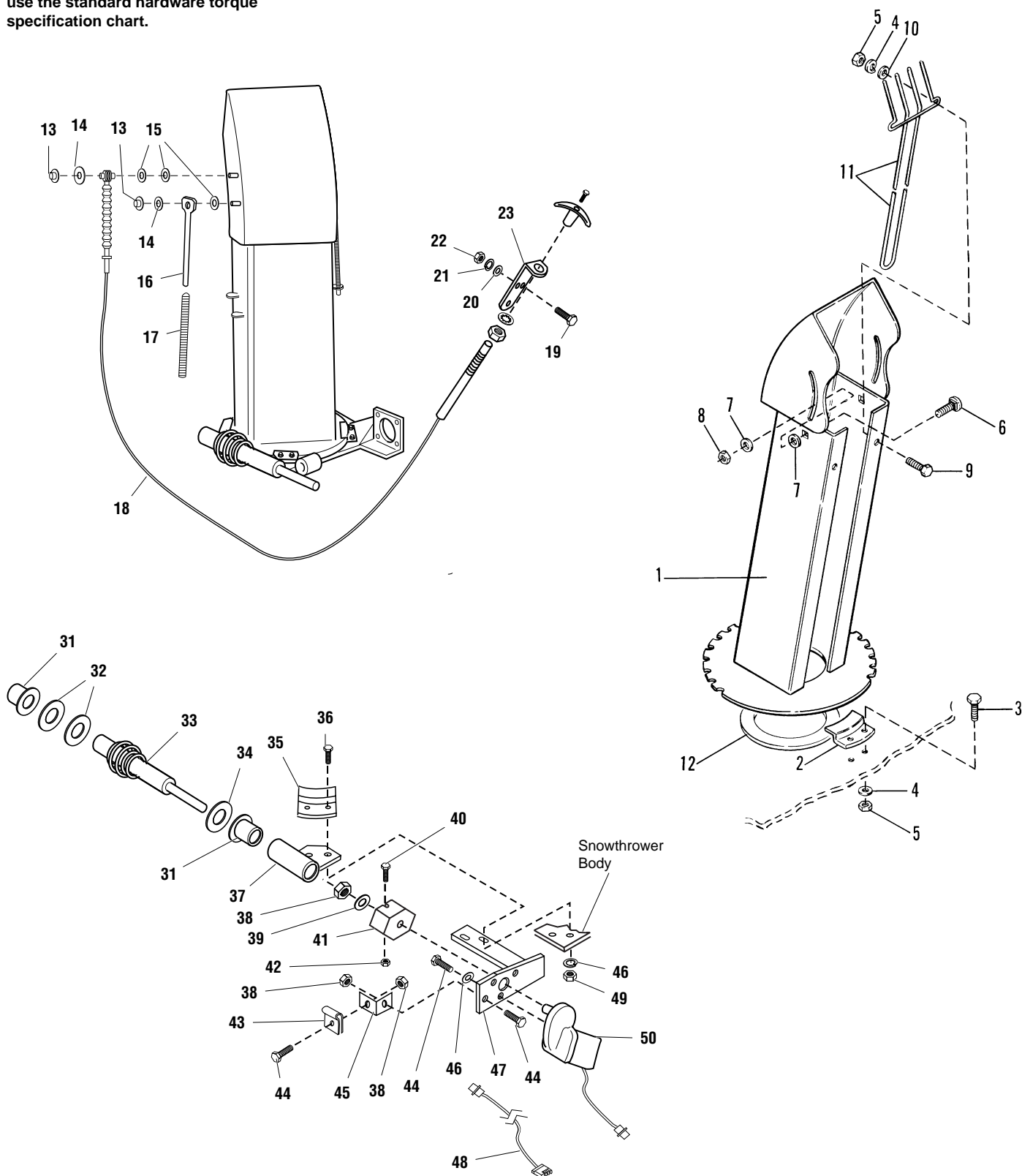
The above parts group applies to the following Mfg. Nos.:

1692942 47" Two Stage Snowthrower

47" Two Stage Snowthrower - Discharge Chute & Spout Rotator Group

A-AT43108A

NOTE: Unless noted otherwise,
use the standard hardware torque
specification chart.



The above parts group applies to the following Mfg. Nos.:

1692942 47" Two Stage Snowthrower

47" Two Stage Snowthrower - Discharge Chute & Spout Rotator Group

REF NO.	PART NO.	QTY.	DESCRIPTION
1	1717490	1	CHUTE ASSEMBLY (w/ Deflector)
2	1709642	4	RETAINER, Chute
3	1921958	6	CAPSCREW, Hex Hd, 1/4-20 x 1/2
4	1916964	10	WASHER, Lock, 1/4
5	1916622	10	NUT, Hex, 1/4-20
6	1931333	2	CARRIAGE BOLT, 5/16-18 x 3/4
7	1924874	4	WASHER, 5/16
8	1919438	2	NUT, Hex Nylon Lock, 5/16-18
9	1923341	2	CAPSCREW, Hex Hd, 1/4-20 x 3/4
10	1921319	2	WASHER, 1/4
11	1709644	1	GUARD, Chute
12	1709645	1	GASKET, Chute
13	1960126	2	NUT, Push, 1/4
14	1921319	2	WASHER, 1/4
15	1702219	3	SPACER
16	1611945	1	ROD, Spring, 5/16
17	1611939	1	SPRING, Compression
18	1717482	1	CABLE ASSEMBLY
19	1924009	2	CAPSCREW, Hex Hd, 1/4-20 x 7/8
20	1960151	2	WASHER, 1/4
21	1916964	2	WASHER, Lock, 1/4
22	1916622	2	NUT, Hex, 1/4-20
23	1705920	1	BRACKET, Cable Mounting
31	1709648	2	BUSHING, Turn Collar
32	1960528	2	WASHER, 3/4
33	1709647	1	WORM GEAR ASSEMBLY
34	1960010	1	WASHER, 3/4
35	1709642	4	RETAINER, Chute
36	1923341	2	CAPSCREW, Hex Hd, 1/4-20 x 3/4
37	1709649	1	BRACKET, Support
38	1923358	3	NUT, Hex Lock, 1/4-20
39	1921319	1	WASHER, 1/4
40	1960579	1	SCREW, Truss Head, Phillips, 1/4-20 x 1-5/8
41	1715886	1	ADAPTER, Motor
42	1933896	1	NUT, Hex Nylon Lock, #10-24
43	1708008	1	CLAMP, Cable, 1/4
44	1924009	5	CAPSCREW, Hex Hd, 1/4-20 x 7/8
45	1668500	1	BRACKET
46	1916964	5	WASHER, Lock, 1/4
47	1717086	1	SUPPORT ASSEMBLY
48	1717483	1	WIRE HARNESS
49	1916622	2	NUT, Hex, 1/4-20
50	1715885	1	MOTOR, Electric

Footnotes:

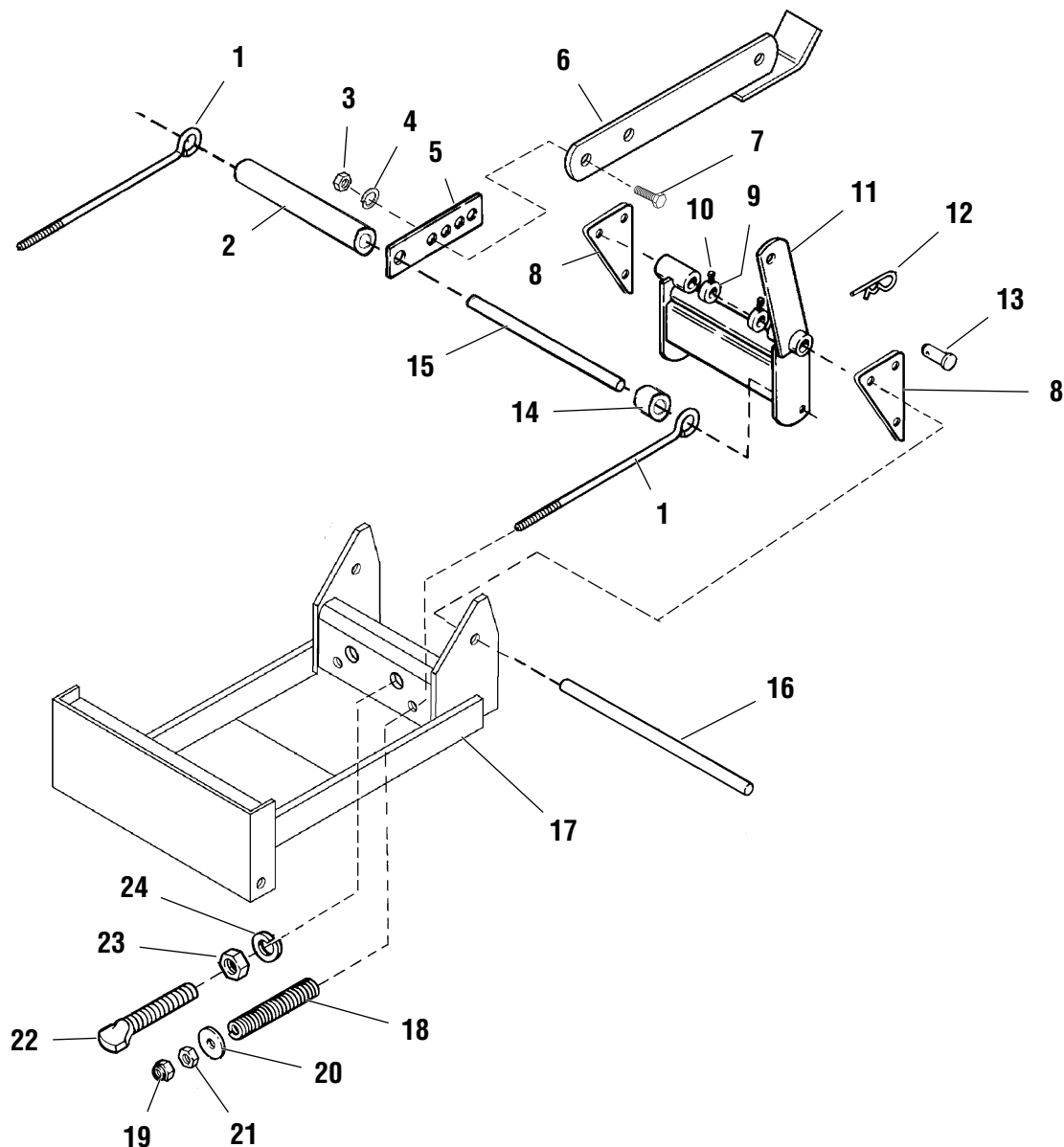
The above parts group applies to the following Mfg. Nos.:

1692942 47" Two Stage Snowthrower

47" Two Stage Snowthrower - Hitch Group

A-AT43109A

NOTE: Unless noted otherwise,
use the standard hardware torque
specification chart.



The above parts group applies to the following Mfg. Nos.:

1692942 47" Two Stage Snowthrower

47" Two Stage Snowthrower - Hitch Group

REF NO.	PART NO.	QTY.	DESCRIPTION
1	1675523	2	EYEBOLT, 3/8-16
2	1716492	1	SPACER
3	1916951	2	NUT, Hex, 1/2-13
4	1916966	2	WASHER, Lock, 1/2
5	1716926	1	BAR, Lift, Front
6	1716920	1	LIFT BAR ASSEMBLY
7	1921525	2	CAPSCREW, Hex Hd, 1/2-13 x 1-3/4
8	1716357	2	ANCHOR, Front
9	8031007	2	SET COLLAR
10	1928721	2	SETSCREW, Sqr Hd, Cup Point, 5/16-18 x 1/2
11	1675502	1	PIVOT ASSEMBLY, Hitch
12	176012	2	CLIP, Safety
13	1960038	2	PIN, Clevis, 5/8 x 2-1/4
14	175647	1	SPACER
15	1716460	1	SHAFT, 5/8 Dia.
16	1708999	1	SHAFT, Inner
17	1717089	1	HITCH ASSEMBLY
18	1675524	2	SPRING, Compression
19	1917421	2	NUT, Hex Jam, 3/8-16
20	1960071	2	WASHER, 3/8
21	1916950	2	NUT, Hex, 3/8-16
22	1676959	2	STUD, 3/4-10 UNC-2A
23	1913160	2	NUT, Hex, 3/4-10
24	1919332	2	WASHER, Lock, 3/4

Footnotes:

The above parts group applies to the following Mfg. Nos.:

1692942 47" Two Stage Snowthrower

47" Two Stage Snowthrower - Decal Group

A-AT43110A

NOTE: Unless noted otherwise,
use the standard hardware torque
specification chart.

CAUTION
WHEN OPERATING WITH
SNOWTHROWER, REAR
WHEEL WEIGHTS ARE
REQUIRED.

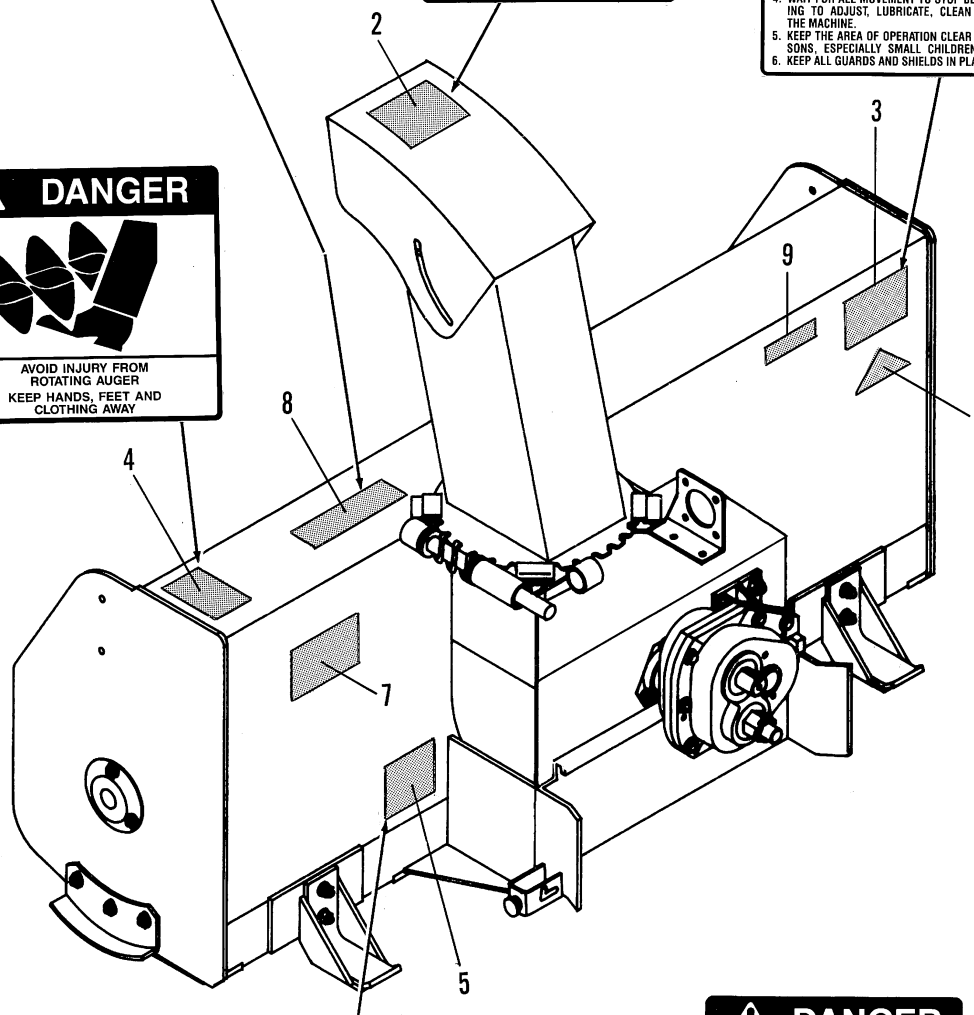
DANGER


TO AVOID SERIOUS INJURY:
KEEP HANDS OUT OF THIS
DISCHARGE CHUTE WHILE
ENGINE IS RUNNING


WARNING
FAILURE TO FOLLOW SAFE OPERATING PROCEDURES
MAY RESULT IN INJURY.
1. FOR SAFE OPERATION FOLLOW ALL OPERATING IN-
STRUCTIONS AND SAFETY PRECAUTIONS IN OPERA-
TOR'S MANUAL.
2. KEEP HANDS, FEET AND CLOTHING AWAY FROM
POWER DRIVEN PARTS.
3. STOP ENGINE BEFORE LEAVING OPERATOR
POSITION.
4. WAIT FOR ALL MOVEMENT TO STOP BEFORE START-
ING TO ADJUST, LUBRICATE, CLEAN OR UNCLOG
THE MACHINE.
5. KEEP THE AREA OF OPERATION CLEAR OF ALL PER-
SONS, ESPECIALLY SMALL CHILDREN AND PETS.
6. KEEP ALL GUARDS AND SHIELDS IN PLACE.

DANGER

AVOID INJURY FROM
ROTATING AUGER
KEEP HANDS, FEET AND
CLOTHING AWAY



CAUTION!
ENSURE PINS SNAP
SECURELY INTO THE
LOCKED POSITION
PRIOR TO OPERATION


DANGER

ROTATING DRIVELINE
CONTACT CAN CAUSE DEATH
KEEP PEOPLE AND CLOTHING
WELL CLEAR
DO NOT OPERATE WITHOUT:
• ALL DRIVELINE, TRACTOR
AND EQUIPMENT SHIELDS
IN PLACE
• DRIVELINES SECURELY
ATTACHED AT BOTH ENDS
• DRIVELINE SHIELDS THAT
TURN FREELY ON DRIVELINE

The above parts group applies to the following Mfg. Nos.:

1692942 47" Two Stage Snowthrower

47" Two Stage Snowthrower - Decal Group

REF NO.	PART NO.	QTY.	DESCRIPTION
1	*	1	DECAL, OPEI
2	1716533	1	DECAL, Danger, Blower
3	1716531	1	DECAL, Caution
4	1716532	1	DECAL, Danger, Auger
5	1709688	2	DECAL, Danger, Shot-Pins
6	1709689	1	DECAL, Danger, Rotating Driveline
7	1709690	1	DECAL, Important, Shear Bolt
8	1716540	1	DECAL, Caution, Rear Wheel Weights

Footnotes:

*** Not a Servicable Part.**

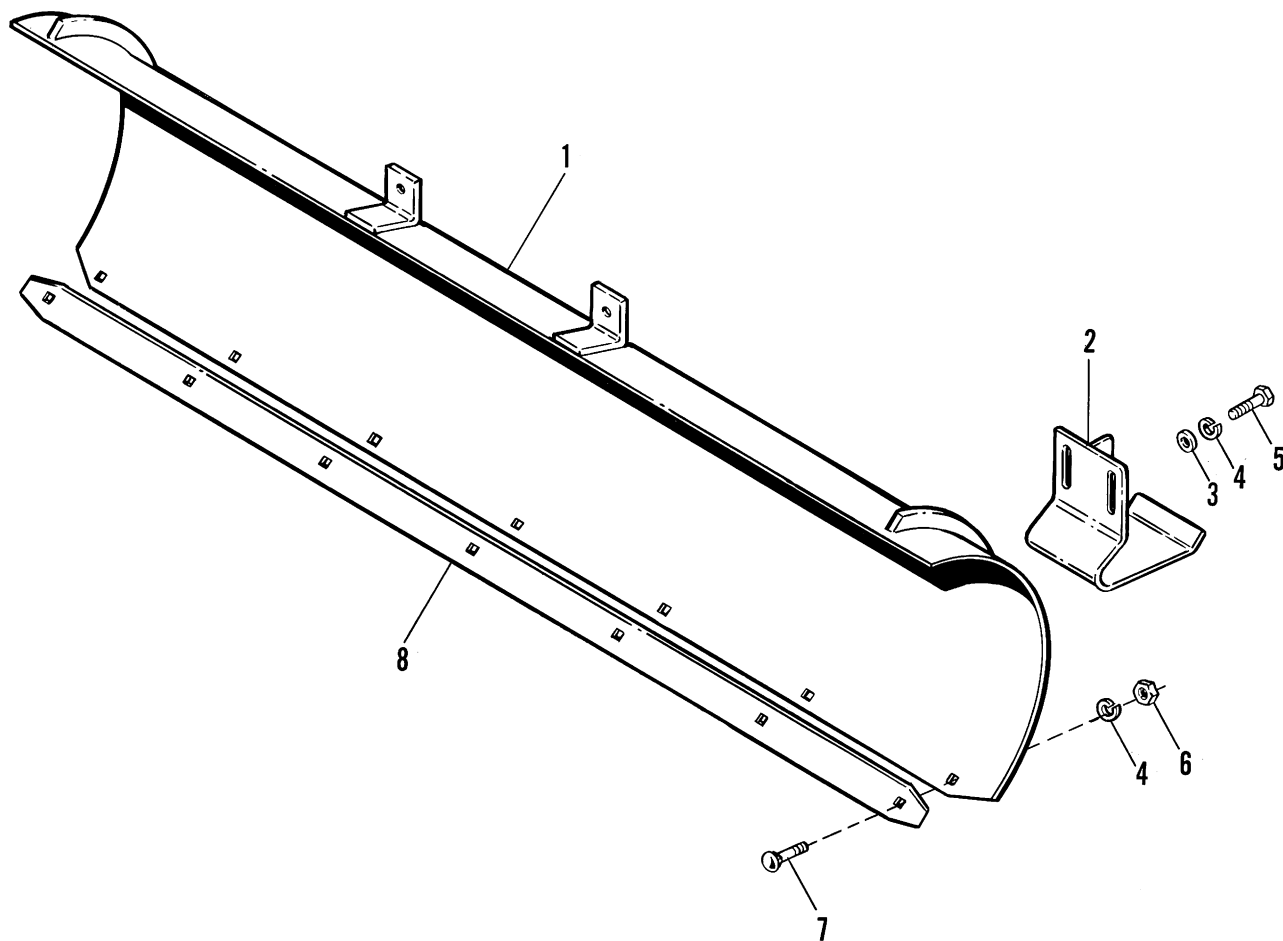
The above parts group applies to the following Mfg. Nos.:

1692942 47" Two Stage Snowthrower

60" Dozer Blade Assembly

A-AT43111A

NOTE: Unless noted otherwise,
use the standard hardware torque
specification chart.



The above parts group applies to the following Mfg. Nos.:

- 1692924 60" Manual Angling Dozer Blade
- 1692925 60" Hydraulic Angling Dozer Blade

60" Dozer Blade Assembly

REF NO.	PART NO.	QTY.	DESCRIPTION
1	1717537	1	BLADE ASSEMBLY, 60"
2	107106	2	SHOE ASSEMBLY
3	1924940	4	WASHER, 3/8
4	916965	13	WASHER, Lock, 3/8
5	1921965	4	CAPSCREW, Hex Hd, 3/8-16 x 3/4
6	916950	9	NUT, Hex, 3/8-16
7	1931350	9	CARRIAGE BOLT, 3/8-16 x 1
8	1717542	1	PLATE, Wear

Footnotes:

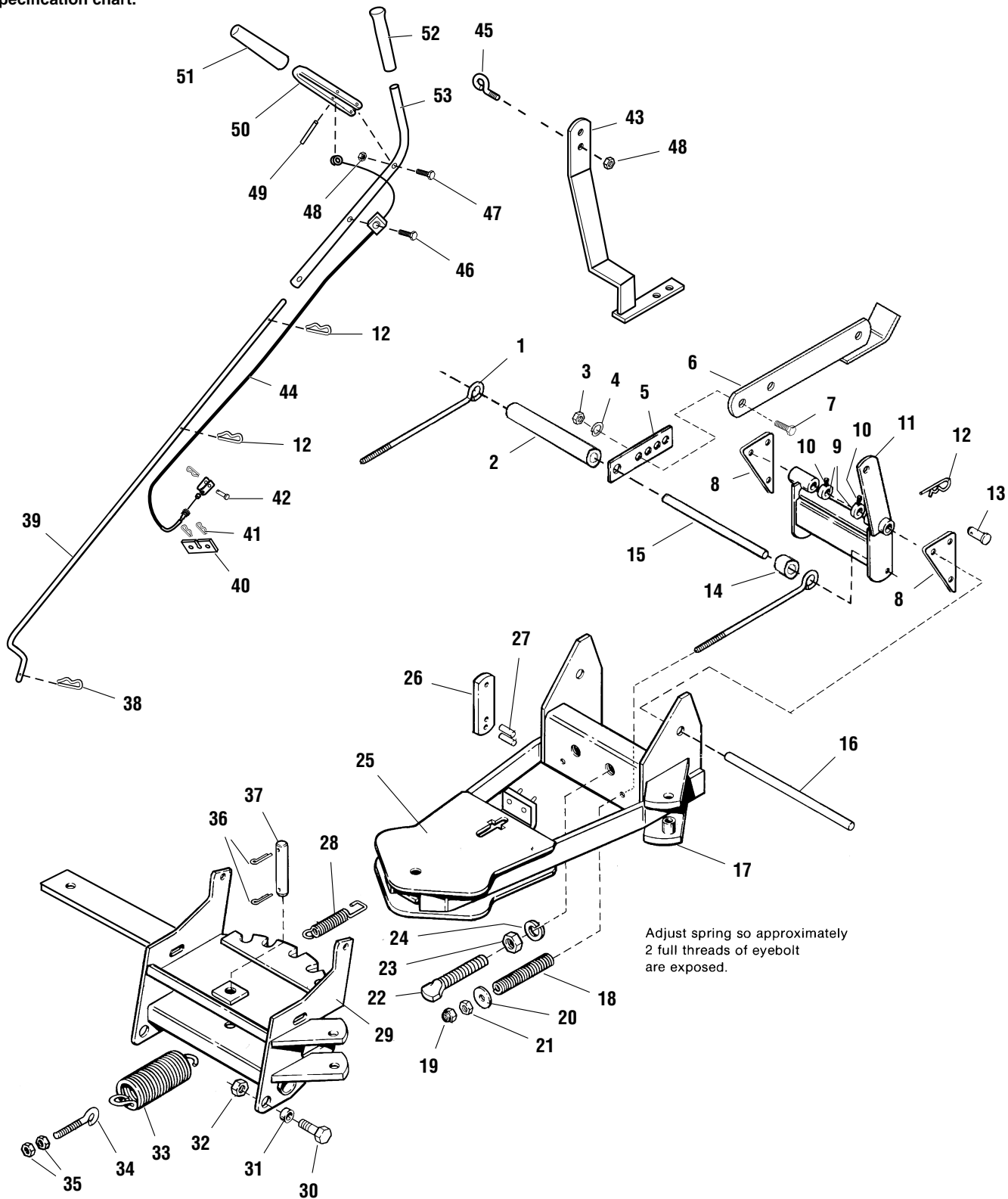
The above parts group applies to the following Mfg. Nos.:

- 1692924 60" Manual Angling Dozer Blade
- 1692925 60" Hydraulic Angling Dozer Blade

Hitch Assembly - Manual Angling Attachments

A-AT43112A

NOTE: Unless noted otherwise,
use the standard hardware torque
specification chart.



The above parts group applies to the following Mfg. Nos.:

1692924 60" Manual Angling Dozer Blade
1693245 Sweepster Rotary Broom Hitch

Hitch Assembly - Manual Angling Attachments

REF NO.	PART NO.	QTY.	DESCRIPTION
1	1679055	2	EYEBOLT, 3/8-16
2	1716492	1	SPACER
3	1916951	2	NUT, Hex, 1/2-13
4	1916966	2	WASHER, Lock, 1/2
5	1716926	1	BAR, Lift, Front
6	1716920	1	LIFT BAR ASSEMBLY
7	1921525	2	CAPSCREW, Hex Hd, 1/2-13 x 1-3/4
8	1716357	2	ANCHOR, Front
9	8031007	2	SET COLLAR
10	1928721	2	SETSCREW, Sqr Hd, Cup Point, 5/16-18 x 1/2
11	1675502	1	PIVOT ASSEMBLY, Hitch
12	1960033	4	CLIP, Hairpin
13	1960038	2	PIN, Clevis, 5/8 x 2-1/4
14	175647	1	SPACER
15	1716460	1	SHAFT, 5/8 Dia.
16	1708999	1	SHAFT, Inner
17	1717557	1	HITCH ASSEMBLY
18	1675524	2	SPRING, Compression
19	1917421	2	NUT, Hex Jam, 3/8-16
20	1960071	2	WASHER, 3/8
21	916950	2	NUT, Hex, 3/8-16
22	1676959	2	STUD, 3/4-10 UNC-2A
23	1913160	2	NUT, Hex, 3/4-10
24	1919332	2	WASHER, Lock, 3/4
25	1717557	1	HITCH ASSEMBLY
26	1717562	1	LATCH
27	921469	2	PIN, Spring, 7/32 x 1
28	107135	1	SPRING, Extension
29	1717544	1	FRAME ASSEMBLY
30	1920328	2	CAPSCREW, Hex Hd, 1/2-13 x 1-1/2
31	105051	2	SPACER
32	1922134	2	NUT, Lock, 1/2-13
33	101126	4	SPRING, Extension
34	107121	4	EYEBOLT, 5/16-18
35	1917372	8	NUT, Hex, 5/16-18
36	1919314	2	PIN, Cotter, 3/16 x 1-1/4
37	174066	1	PIN, Pivot
38	1960033	1	CLIP, Hairpin
39	*	1	ROD (1693245 Only)
39	1717561	1	ROD (Used on 1692924 Only)
40	1717556	1	PLATE, Control
41	1960221	3	CLIP, Hairpin
42	1673574	1	PIN, 5/16 x 1-1/8
43	1717565	1	SUPPORT ARM ASSEMBLY
44	1717536	1	CONTROL CABLE ASSEMBLY
45	172162	1	EYEBOLT, 1/4-20
46	1925003	1	CAPSCREW, Hex Washer Hd, Taptite, 1/4-20 x 1/2
47	1706144	1	CAPSCREW, Hex Hd, 1/4-20 x 1-1/2
48	1923358	2	NUT, Hex Lock, 1/4-20
49	916001	1	PIN, Roll, 3/16
50	1717560	1	LEVER, Latch Control

Footnotes:

NOTE: reference Nos. 51-53 on following page.

* Part Sold by Sweepster Inc.
2800 N. Zeeb Rd
Dexter, MI 48130
(800) 456-7100 or (313) 996-9116

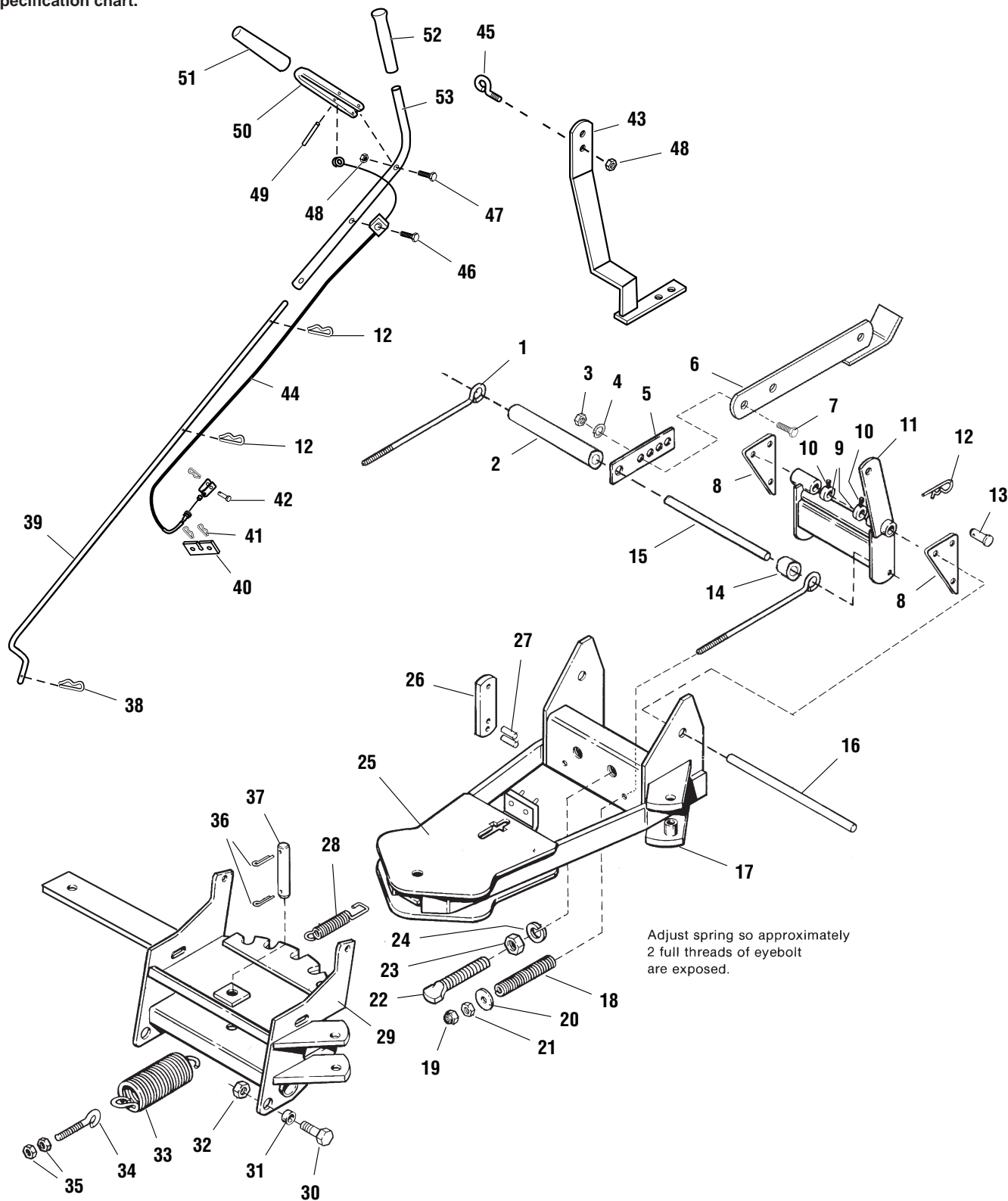
The above parts group applies to the following Mfg. Nos.:

1692924 60" Manual Angling Dozer Blade
1693245 Sweepster Rotary Broom Hitch

Hitch Assembly - Manual Angling Attachments — Continued

A-AT43112A

NOTE: Unless noted otherwise,
use the standard hardware torque
specification chart.



The above parts group applies to the following Mfg. Nos.:

1692924 60" Manual Angling Dozer Blade
1693245 Sweepster Rotary Broom Hitch

Hitch Assembly - Manual Angling Attachments — Continued

REF NO.	PART NO.	QTY.	DESCRIPTION
51	1717569	1	GRIP, Black Plastic
52	1028100		GRIP, Black Vinyl
53	1717559	1	HANDLE, Upper

Footnotes:

NOTE: reference Nos.51-50 on previous page.

*** Part Sold by** Sweepster Inc.
2800 N. Zeeb Rd
Dexter, MI 48130
(800) 456-7100 or (313) 996-9116

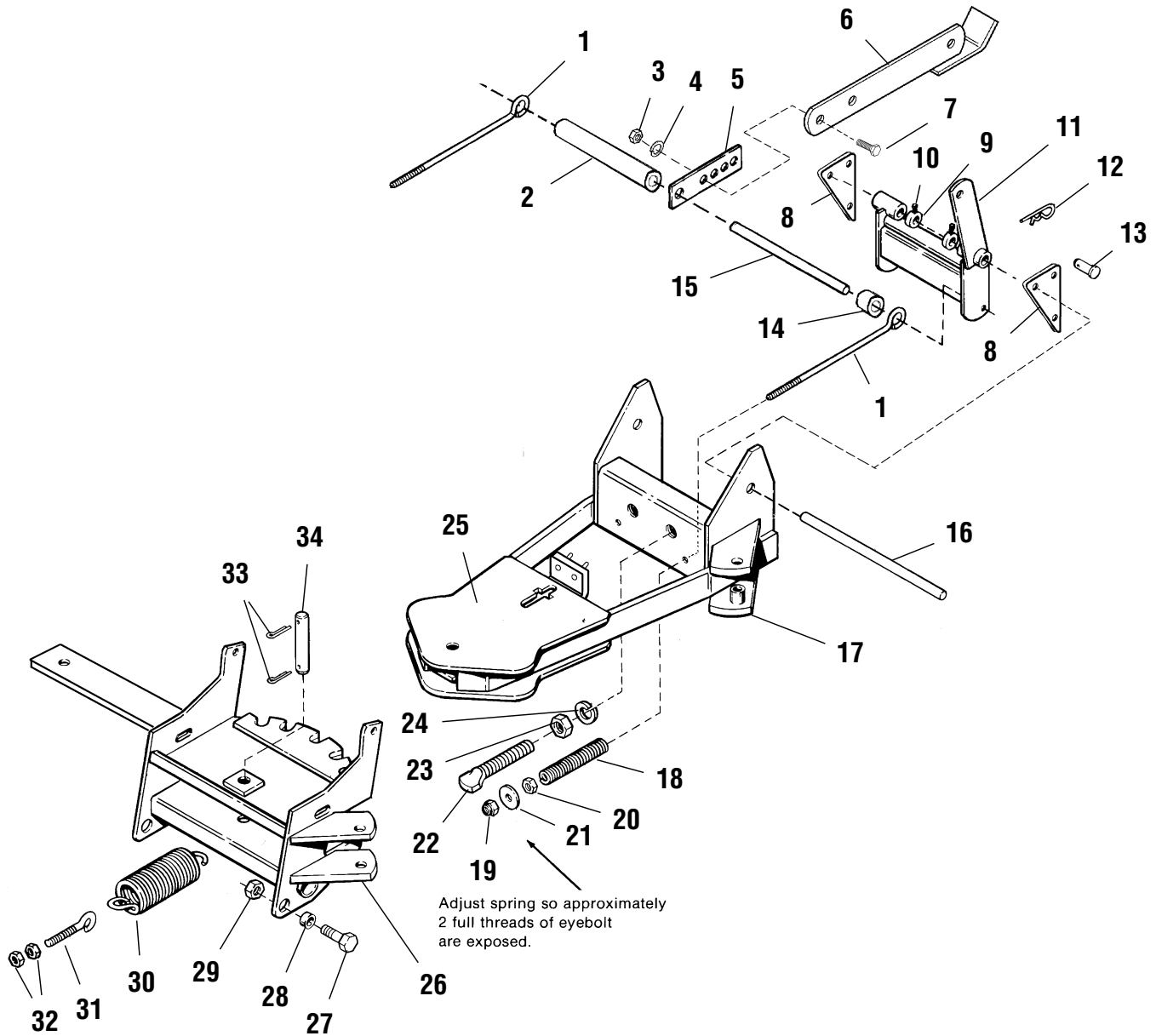
The above parts group applies to the following Mfg. Nos.:

1692924 60" Manual Angling Dozer Blade
1693245 Sweepster Rotary Broom Hitch

Hitch Assembly - Hydraulic Angling Attachments

A-AT43113A

NOTE: Unless noted otherwise,
use the standard hardware torque
specification chart.



The above parts group applies to the following Mfg. Nos.:

1692925 60" Hydraulic Angling Dozer Blade

Hitch Assembly - Hydraulic Angling Attachments

REF NO.	PART NO.	QTY.	DESCRIPTION
1	1679055	2	EYEBOLT, 3/8-16
2	1716492	1	SPACER
3	1916951	2	NUT, Hex, 1/2-13
4	1916966	2	WASHER, Lock, 1/2
5	1716926	1	BAR, Lift, Front
6	1716920	1	LIFT BAR ASSEMBLY
7	1921525	2	CAPSCREW, Hex Hd, 1/2-13 x 1-3/4
8	1716357	2	ANCHOR, Front
9	8031007	2	SET COLLAR
10	1928721	2	SETSCREW, Sqr Hd, Cup Point, 5/16-18 x 1/2
11	1675502	1	PIVOT ASSEMBLY, Hitch
12	1960033	4	CLIP, Hairpin
13	1960038	2	PIN, Clevis, 5/8 x 2-1/4
14	175647	1	SPACER
15	1716460	1	SHAFT, 5/8 Dia.
16	1708999	1	SHAFT, Inner
17	1717557	1	HITCH ASSEMBLY
18	1675524	2	SPRING, Compression
19	1917421	2	NUT, Hex Jam, 3/8-16
20	1960071	2	WASHER, 3/8
21	916950	2	NUT, Hex, 3/8-16
22	1676959	2	STUD, 3/4-10 UNC-2A
23	1913160	2	NUT, Hex, 3/4-10
24	1919332	2	WASHER, Lock, 3/4
25	1717557	1	HITCH ASSEMBLY
26	1717544	1	FRAME ASSEMBLY
27	1920328	2	CAPSCREW, Hex Hd, 1/2-13 x 1-1/2
28	105051	2	SPACER
29	1922134	2	NUT, Lock, 1/2-13
30	101126	4	SPRING, Extension
31	107121	4	EYEBOLT, 5/16-18
32	1917372	8	NUT, Hex, 5/16-18
33	1919314	2	PIN, Cotter 3/16 x 1-1/4
34	174066	1	PIN, Pivot

Footnotes:

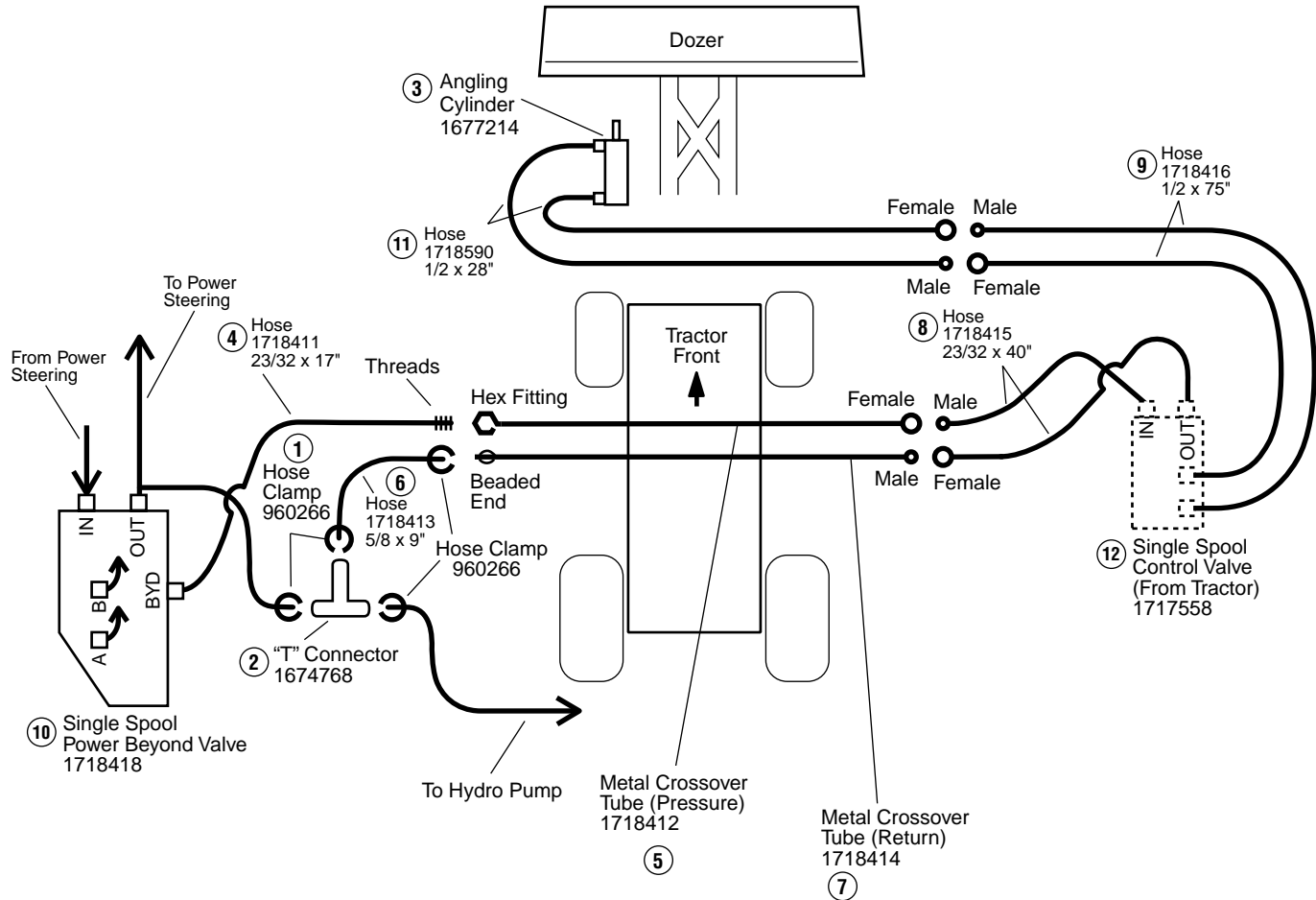
The above parts group applies to the following Mfg. Nos.:

1692925 60" Hydraulic Angling Dozer Blade

Hydraulic System Diagram - Hydraulic Angling Attachments

A-AT43114A

NOTE: Unless noted otherwise,
use the standard hardware torque
specification chart.



The above parts group applies to the following Mfg. Nos.:

- 1692925 60" Hydraulic Angling Dozer Blade
- 1692931 Hydraulic Angling Kit

Hydraulic System Diagram - Hydraulic Angling Attachments

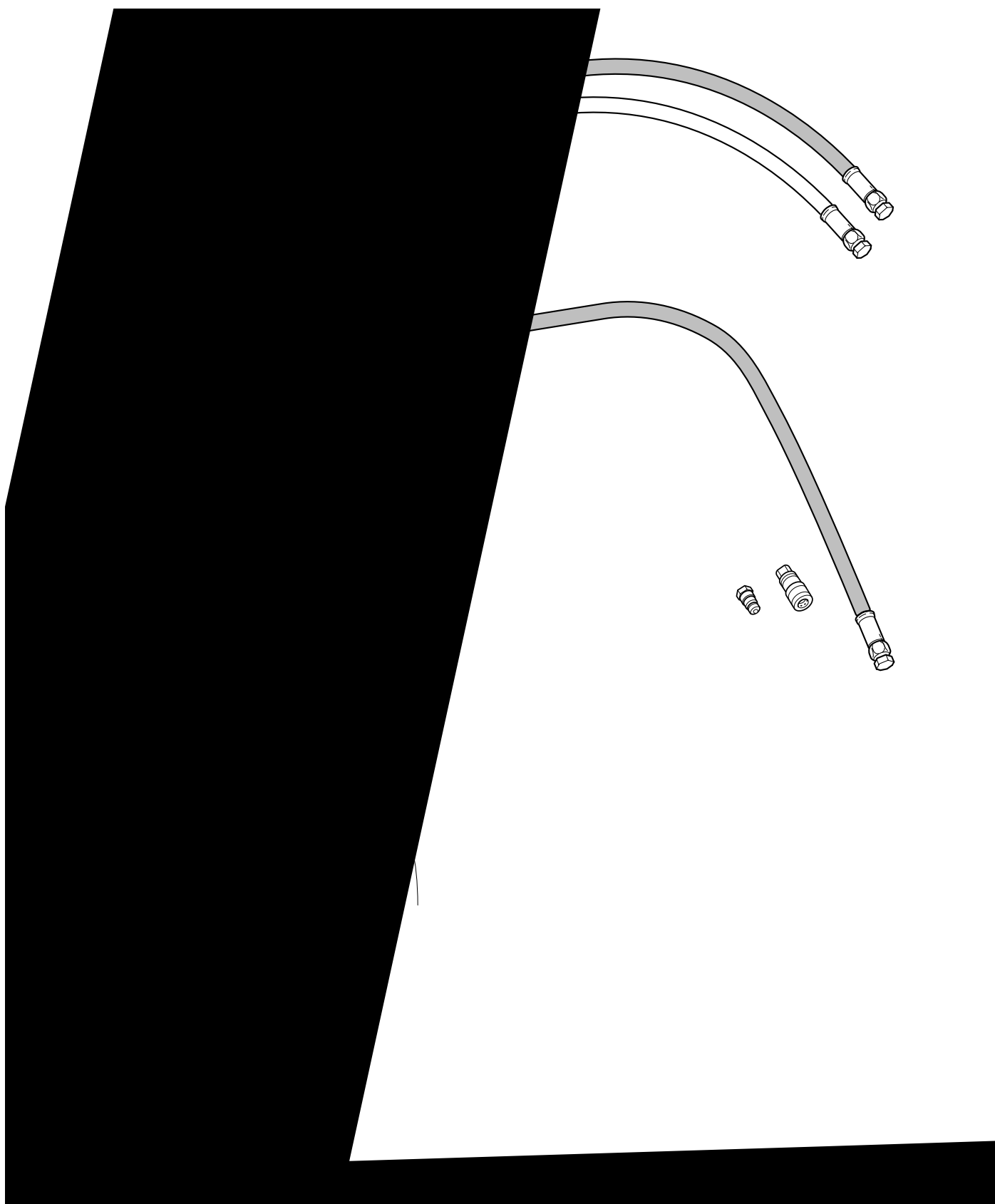
REF NO.	PART NO.	QTY.	DESCRIPTION
1	960266	4	CLAMP, Hose, Worm
2	1674768	1	FITTING, Hose, Tee
3	1677214	1	CYLINDER, Angling
4	1718411	1	HOSE ASSEMBLY, 23/32" x 17"
5	1718412	1	TUBE, Metal Cross-Over (Pressure)
6	1718413	1	HOSE, Hydraulic 3/8" ID x 9"
7	1718414	1	TUBE, Metal Cross-Over (Return)
8	1718415	2	HOSE, Hydraulic, 23/32" x 40"
9	1718416	2	HOSE, Hydraulic, 1/2" x 75"
10	1718418	1	CONTROL VALVE, Single Spool, Power Beyond
11	1718590	2	HOSE, Hydraulic, 1/2" x 28"
12	1717558	1	CONTROL VALVE, Single Spool (From Tractor)

Footnotes:

Refer to Hydraulic System Diagram, Control Tower Group and Cylinder Mounting Group for Additional Part Numbers and Locations.

The above parts group applies to the following Mfg. Nos.:

1692925 60" Hydraulic Angling Dozer Blade
1692931 Hydraulic Angling Kit



Control Tower Group - Hydraulic Anging Attachments

REF NO.	PART NO.	QTY.	DESCRIPTION
1	173358	5	QUICK CONNECTOR, Female Nose Piece Assembly
2	1960571	2	CAPSCREW, Hex Washer Hd, Taptite, 1/4-20 X 1-3/4
3	173359	5	QUICK CONNECTOR, Male Nose Piece Assembly
4	1718578	1	HOSE, Hydraulic, 1/2" x 11"
5	1701011	5	TIE, Self-Locking
6	1960286	1	CAPSCREW, Hex Hd, 1/2-13 X 3-1/2
7	1926159	2	CAPSCREW, Hex Hd, 1/2-13 x 5, Gr 8
8	1717642	2	PLATE, Clamp, 5/16
9	1921332	4	CAPSCREW, Hex Hd, 5/16-18 X 3/4
10	1717648	1	TOWER ASSEMBLY
11	1718415	2	HOSE, Hydraulic, 23/32" x 40"
12	1718416	2	HOSE, Hydraulic, 1/2" x 75"
13	1717558	1	CONTROL VALVE, Single Spool (From Tractor)
14	1718429	1	PLATE ASSEMBLY, Control Valve Mounting
15	1718431	1	TUBE ASSEMBLY, Control Tower Pivot
16	922522	2	FITTING, Tube, Male, Short
17	931230	1	FITTING, Tube, Male, Tall
18	1718434	1	KIT, Control Lever & Pin
19	1718435	2	FITTING, Tube, Male
20	1916951	3	NUT, Hex, 1/2-13
21	1916966	3	WASHER, Lock, 1/2

Footnotes:

Refer to Hydraulic System Diagram, Control Tower Group and Cylinder Mounting Group for Additional Part Numbers and Locations.

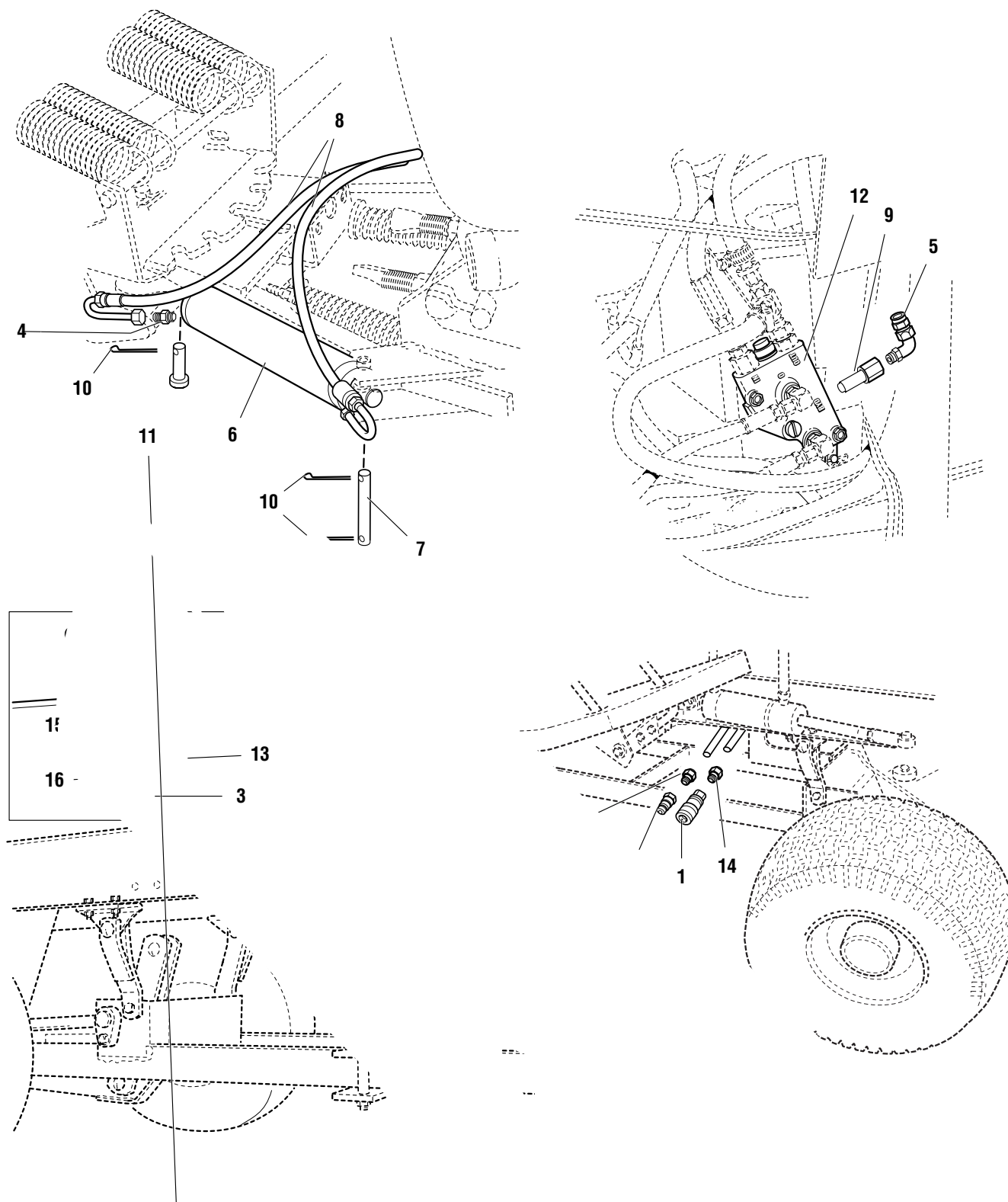
The above parts group applies to the following Mfg. Nos.:

1692925 60" Hydraulic Angling Dozer Blade
1692931 Hydraulic Angling Kit

Cylinder Mounting Group - Hydraulic Anging Attachments

A-AT43116A

NOTE: Unless noted otherwise,
use the standard hardware torque
specification chart.



The above parts group applies to the following Mfg. Nos.:

1692925 60" Hydraulic Angling Dozer Blade
1692931 Hydraulic Angling Kit

Cylinder Mounting Group - Hydraulic Angling Attachments

REF NO.	PART NO.	QTY.	DESCRIPTION
1	173358	5	QUICK CONNECTOR, Female Nose Piece Assembly
2	173359	5	QUICK CONNECTOR, Male Nose Piece Assembly
3	1960373	2	CAPSCREW, Hex Washer Hd, Taptite, 5/16-18 X 1
4	919171	2	FITTING, Cylinder, Male
5	922523	1	FITTING, Elbow
6	1677214	1	CYLINDER, Angling
7	1700394	1	PIN, Cylinder, 5/8
8	1718590	2	HOSE, Hydraulic, 1/2" x 28"
9	1717647	1	FITTING, Pressure Beyond Port
10	1918452	3	PIN, Cotter
11	1960277	1	PIN, Yoke
12	1718418	1	CONTROL VALVE, Single Spool, Power Beyond
13	1718420	2	CLAMP, Metal Cross Over Tube Retaining
14	1718436	2	FITTING, Tube, Male
15	1920283	2	WASHER, 5/16
16	1917356	2	WASHER, Lock, 5/16

Footnotes:

Refer to Hydraulic System Diagram, Control Tower Group and Cylinder Mounting Group for Additional Part Numbers and Locations.

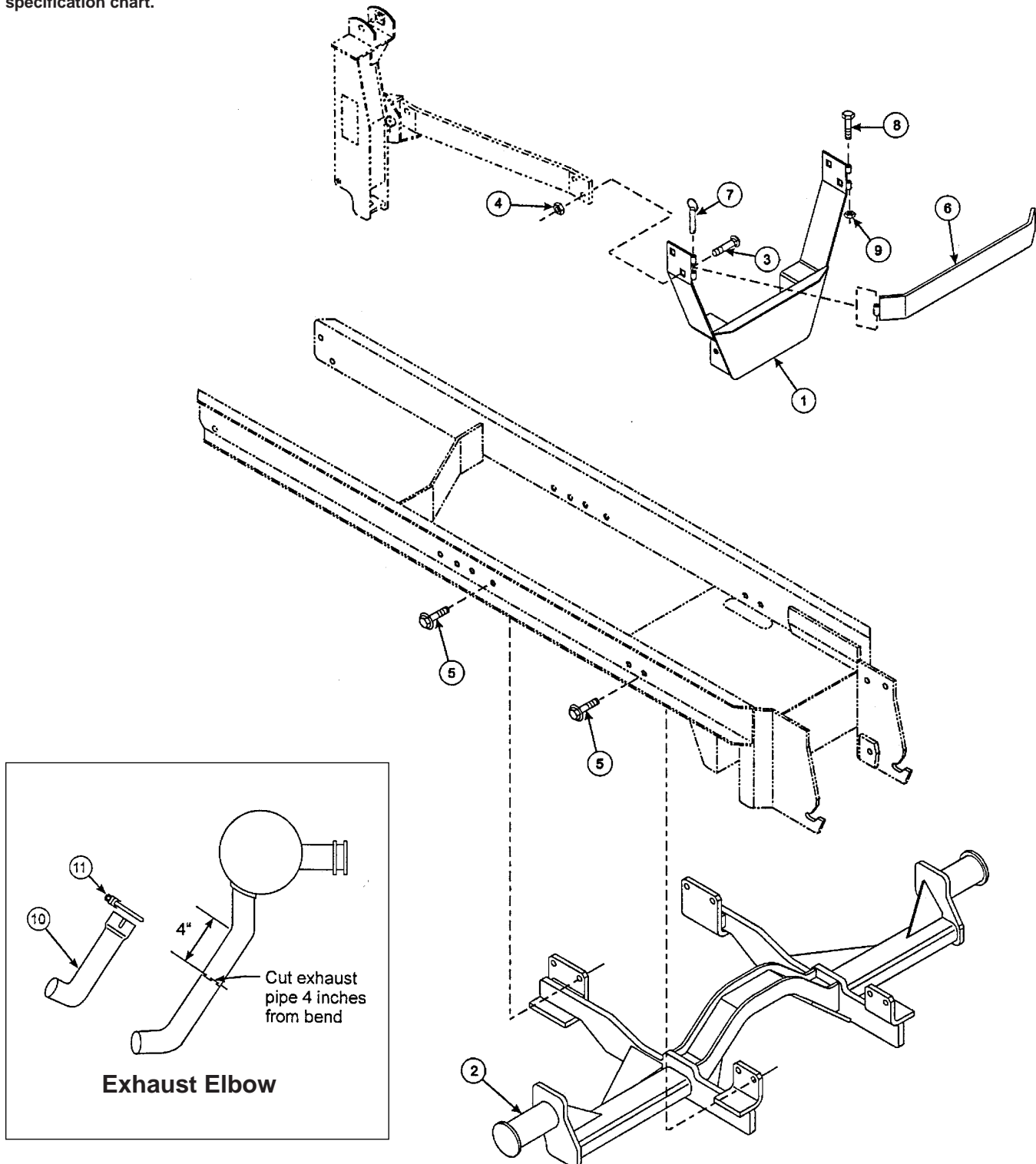
The above parts group applies to the following Mfg. Nos.:

1692925 60" Hydraulic Angling Dozer Blade
1692931 Hydraulic Angling Kit

Front End Loader - Mid Hitch Group

A-AT43117A

NOTE: Unless noted otherwise,
use the standard hardware torque
specification chart.



The above parts group applies to the following Mfg. Nos.:

1692932 Front End Loader

Front End Loader - Mid Hitch Group

REF NO.	PART NO.	QTY.	DESCRIPTION
1	1718154	1	BRACKET, Front Mounting
2	1718155	1	BRACKET, Mid Mounting
3	1960489	4	CARRIAGE BOLT, 1/2-13 x 1-1/2
4	1922134	4	NUT, Lock, 1/2-13
5	1933260	8	CAPSCREW, Hex Flange Hd, Whiz Lock, 3/8-16 x 3/4
6	1718158	1	BUMPER
7	1718159	1	PIN, Locking, 3/8-16 x 4
8	1922648	1	CAPSCREW, Hex Hd, 3/8-16 x 4
9	1930651	1	NUT, Hex Lock, 3/8-16
10	1708761	1	ELBOW, Exhaust
11	1712286	1	CLAMP, Exhaust

Footnotes:

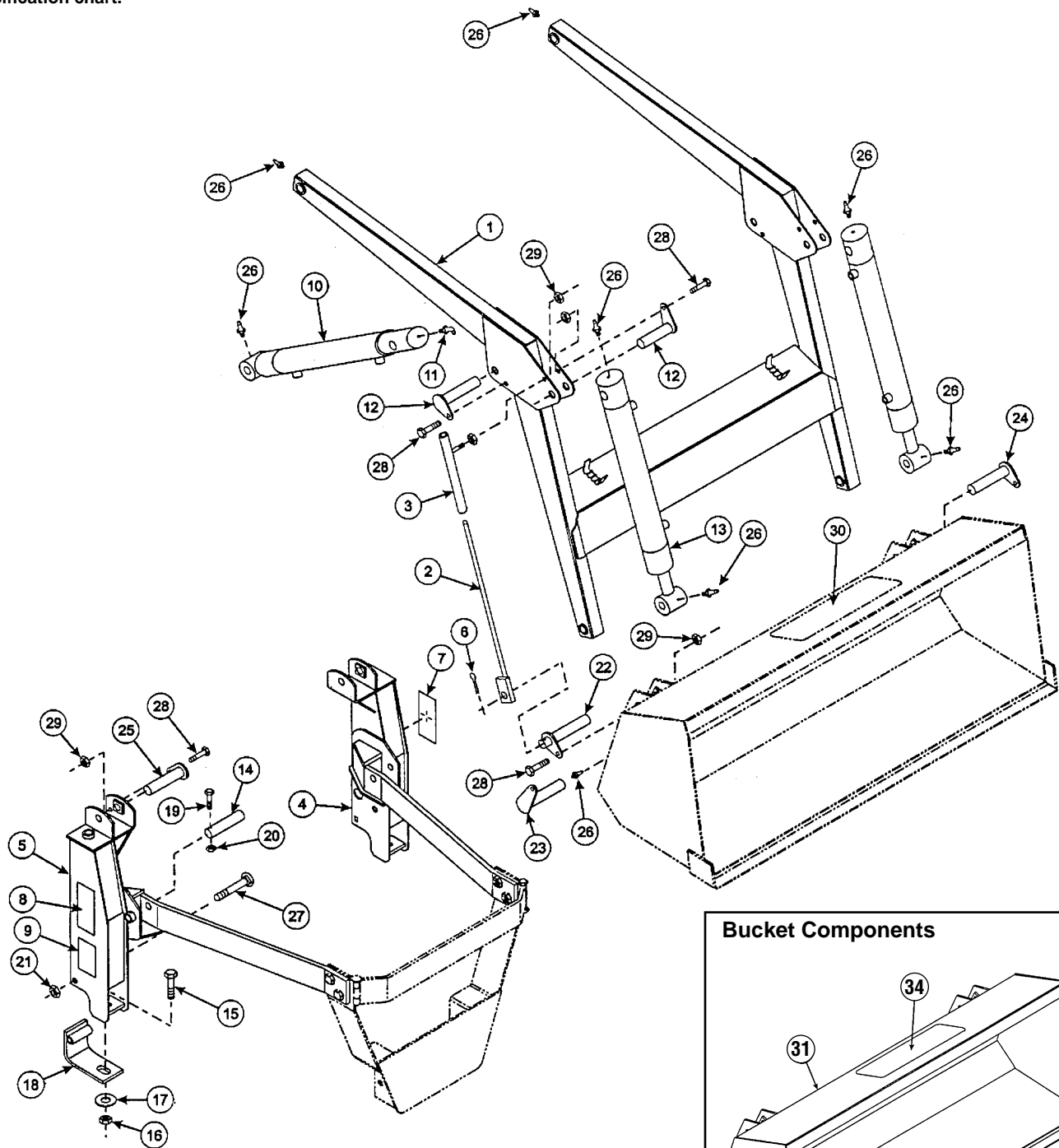
The above parts group applies to the following Mfg. Nos.:

1692932 Front End Loader

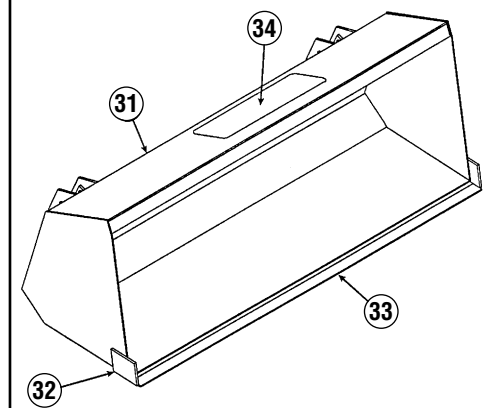
Front End Loader - Main Frame & Buckets

A-AT43118A

NOTE: Unless noted otherwise,
use the standard hardware torque
specification chart.



Bucket Components



The above parts group applies to the following Mfg. Nos.:

1692932 Front End Loader
1691311 48" Bucket

Front End Loader - Main Frame & Buckets

REF NO.	PART NO.	QTY.	DESCRIPTION
1	1718163	1	BOOM
2	1700531	1	ROD, Indicator
3	1700525	1	GUIDE TUBE, Indicator Rod
4	1718161	1	SIDE FRAME, Left
5	1718162	1	SIDE FRAME, Right
6	1918454	1	PIN, Cotter, 5/32 x 1-1/2
7	1700559	1	DECAL, Warning
8	1700557	1	DECAL, Warning
9	1700558	1	DECAL, Caution
10	1718166	2	CYLINDER, Lift (See SERVICE PARTS - Lift Cylinder)
11	915019	2	FITTING, Grease
12	1700524	4	PIN, Cylinder Base, 3/4 x 2-1/2
13	1718169	2	CYLINDER, Bucket (See SERVICE PARTS - Bucket Cylinder)
14	1718170	2	PIN, 3/4 x 4
15	1921024	2	CAPSCREW, Hex Hd, 1/2-13 x 2
16	1922134	2	NUT, Lock, 1/2-13
17	1960170	2	WASHER, 1/2
18	1718174	2	HINGE
19	1921961	2	CAPSCREW, Hex Hd, 1/4-20 x 1-1/4
20	1923358	2	NUT, Hex Lock, 1/4-20
21	1923353	2	NUT, Hex Lock, 5/8-11
22	1700532	1	PIN, 3/4 x 3-1/4
23	1700533	2	PIN, 3/4 x 3-1/4
24	1700534	1	PIN, 3/4 x 3-1/4
25	1921024	2	CAPSCREW, Hex Hd, 1/2-13 x 2
26	912808	10	FITTING, Grease, 1/4-28
27	960300	2	CARRIAGE BOLT, 5/8-11 x 3-1/2
28	960323	10	SHOULDER BOLT, 3/8-16 x 1
29	1930651	12	NUT, Hex Lock, 3/8-16
30	1700549	1	DECAL, Caution
31	*	1	BUCKET ASSEMBLY, 48"
32	1700546	2	CUTTING EDGE, Side (Weld on part)
33	1700548	1	CUTTING EDGE, Bottom, 48" (Weld on part)
34	1700549	1	DECAL, Caution

Footnotes:

* Order Bucket (Ref 31) as whole goods item (1691311).

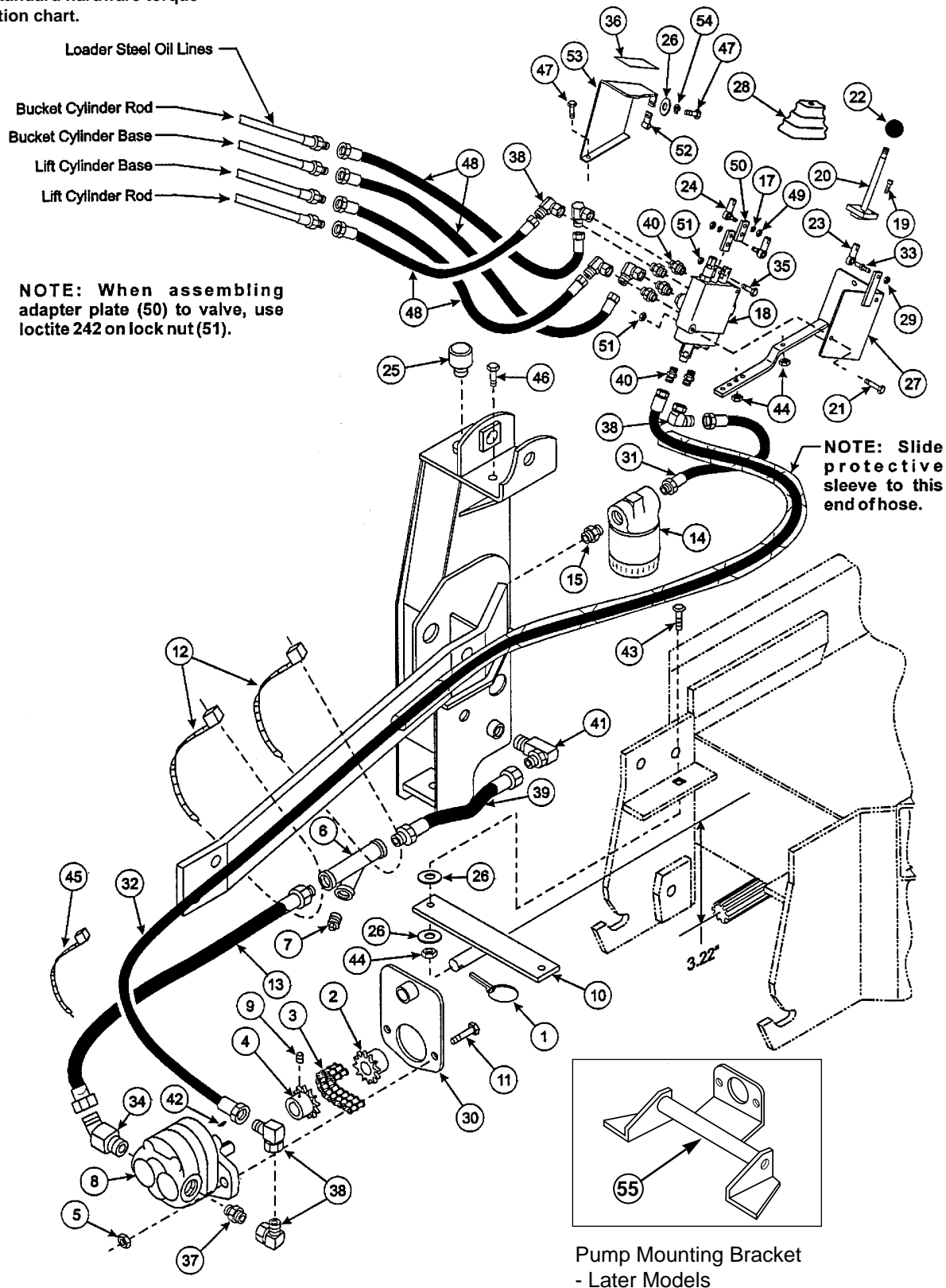
The above parts group applies to the following Mfg. Nos.:

1692932 Front End Loader
1691311 48" Bucket

Front End Loader - Main Hydraulics

A-AT43119A

NOTE: Unless noted otherwise,
use the standard hardware torque
specification chart.



The above parts group applies to the following Mfg. Nos.:

1692932 Front End Loader

Front End Loader - Main Hydraulics

REF NO.	PART NO.	QTY.	DESCRIPTION
1	1709189	1	PIN, Klik, 3/16 x 1-5/8
2	1700484	1	SPROCKET, w/ Spline Hub
3	1700485	1	CHAIN, Roller, #40-2 x 12 Pitches
4	1700486	1	SPROCKET, w/ Keyway Hub
5	1930651	2	NUT, Hex Lock, 3/8-16
6	1700490	1	Y-STRAINER
7	1673452	1	PLUG, Pipe, 3/8 NPT
8	1700493	1	PUMP, (See SERVICE PARTS - Hydraulic Gear Pump)
9	1930545	1	SETSCREW, Socket Head, 1/4-20 x 1/4
10	1718180	1	BRACKET, Pin Assembly
11	1920415	2	CAPSCREW, Hex Hd, 3/8-16 x 1-1/4
12	1701011	2	TIE, Self-Locking
13	1718450	1	TUBE, Oil Line, (BCB), 1/2 x 28, Suction
14	1700500	1	FILTER ASSEMBLY
15	1700499	1	FITTING, Adapter, 3/8 x 3/8
16	1916622	2	NUT, Hex, 1/4-20
17	1916964	2	WASHER, Lock, 1/4
18	1700502	1	VALVE, (See SERVICE PARTS - Hydraulic Valve Assembly)
19	1960503	3	CAPSCREW, Hex Socket Hd, 1/4-28 x 3/4
20	1718461	1	HANDLE
21	1921963	2	CAPSCREW, Hex Hd, 1/4-20 x 2
22	1718458	1	BALL
23	1718459	1	BALL JOINT, Female
24	1718460	2	BALL JOINT, Male
25	1700509	1	CAP, Breather
26	1919326	5	WASHER, 5/16
27	1718185	1	BRACKET, Valve Mounting
28	1718462	1	BOOT
29	1960262	1	NUT, Hex, 1/4-28
30	1718187	1	BRACKET, Pump Mounting
31	1718463	1	HOSE, Hydraulic, 3/8 x 11 (valve to filter)
32	1718464	1	HOSE, Hydraulic, 3/8 x 63 (pressure)
33	1718465	1	STUD, Ball Joint
34	1718466	1	FITTING, 7/8 O-Ring x 7/8 JIC, 45 Degree (outlet port on pump)
35	1923341	2	CAPSCREW, Hex Hd, 1/4-20 x 3/4
36	1718467	1	DECAL, Single Handle
37	1718194	1	FITTING, 3/4 O-Ring x 9/16 JIC
38	1718195	7	FITTING, 9/16 JIC x 9/16 JIC, 90 Degree (between outlet fitting pump & hose)
39	1718468	1	HOSE, Hydraulic, 1/2 x 16
40	922522	6	FITTING, 9/16 O-Ring x 9/16 JCI
41	1718470	1	FITTING 3/4 JIC x 1/2 NPTF, 90 Degree
42	*	1	WOODRUFF KEY, 1/8 x 5/8 (comes with pump)
43	1931335	2	CARRIAGE BOLT, 5/16-18 x 1
44	1923362	5	NUT, Hex Lock, 5/16-18
45	1701011	3	TIE, Self Locking
46	1921977	2	CAPSCREW, Hex Hd, 5/16-18 x 1-1/4
47	1921333	2	CAPSCREW, Hex Hd, 5/16-18 X 1
48	1718471	4	HOSE, Hydraulic, 3/8 x 24
49	1960262	2	NUT, Hex, 1/4-28
50	1718472	2	ADAPTER PLATE
51	1923358	4	NUT, Hex Lock, 1/4-20

Footnotes:

NOTE: Ref. Nos. 52-55 on the following page.

* Not available for order as a Service Part.

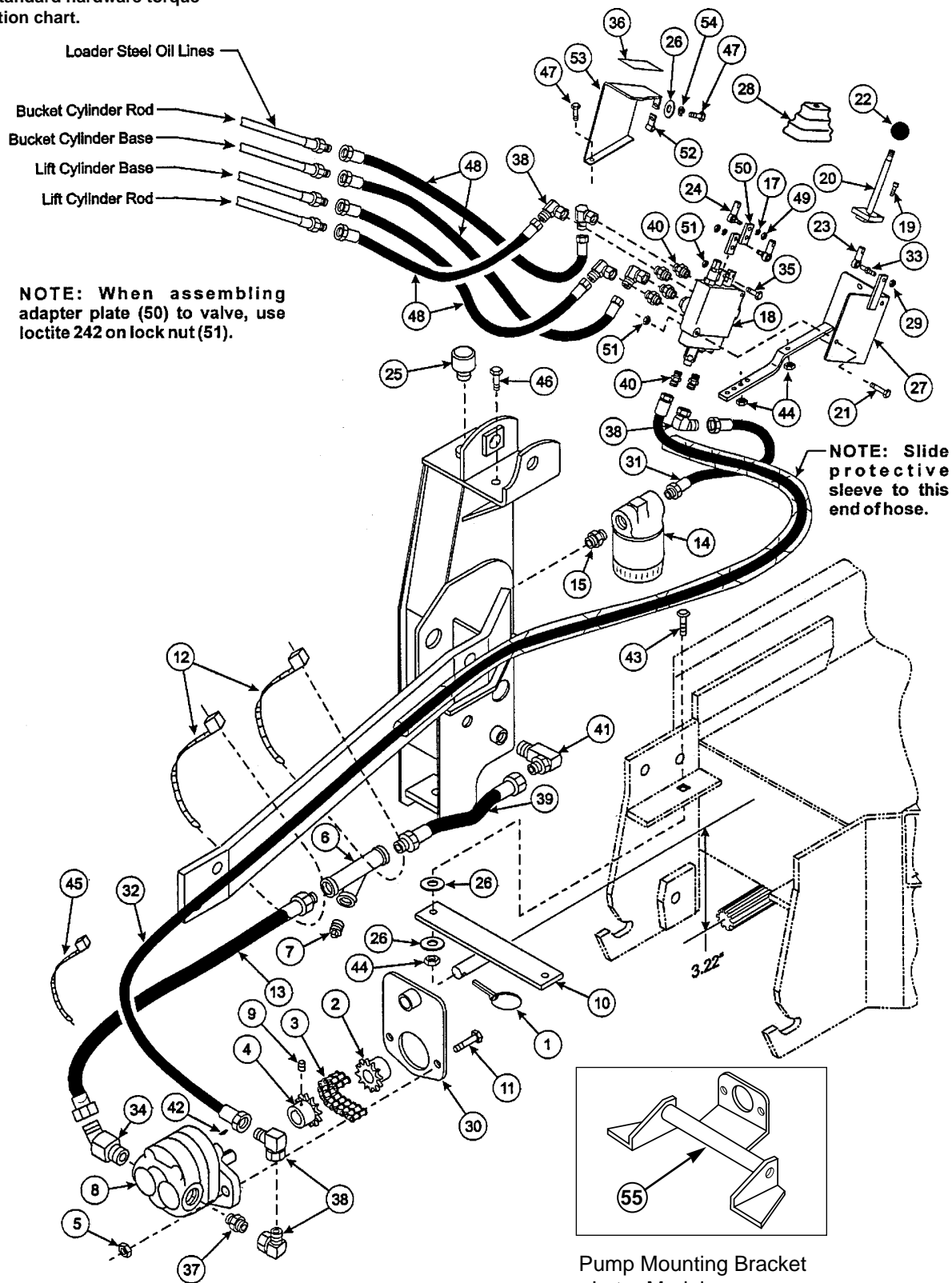
The above parts group applies to the following Mfg. Nos.:

1692932 Front End Loader

Front End Loader - Main Hydraulics — Continued

A-AT43119A

NOTE: Unless noted otherwise, use the standard hardware torque specification chart.



The above parts group applies to the following Mfg. Nos.:

1692932 Front End Loader

Front End Loader - Main Hydraulics — Continued

REF NO.	PART NO.	QTY.	DESCRIPTION
52	1718873	1	SPEEDNUT
53	1718474	1	COVER
54	1917356	1	WASHER, Lock, 5/16
55	1719120	1	BRACKET, Pump Mounting (Replaces Ref. Nos. 1, 10, 26, 30, 43, & 44) in Later Models

Footnotes:

NOTE: Ref. Nos. 1-51 on the previous page.

*** Not available for order as a Service Part.**

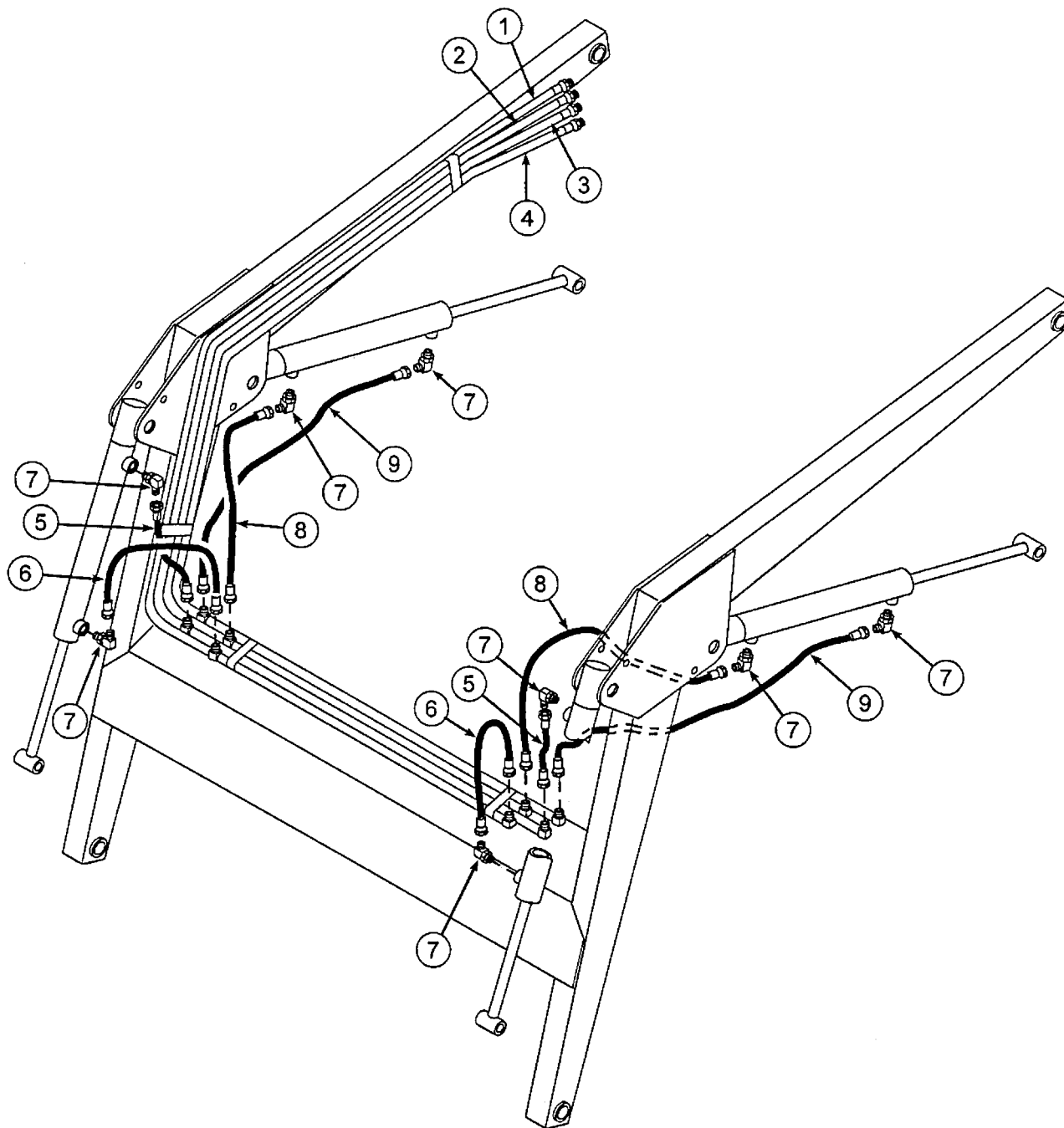
The above parts group applies to the following Mfg. Nos.:

1692932 Front End Loader

Front End Loader - Boom Hydraulics

A-AT43120A

NOTE: Unless noted otherwise,
use the standard hardware torque
specification chart.



The above parts group applies to the following Mfg. Nos.:

1692932 Front End Loader

Front End Loader - Boom Hydraulics

REF NO.	PART NO.	QTY.	DESCRIPTION
1	1718450	1	TUBE, Oil Line, (BCB)
2	1718451	1	TUBE, Oil Line, (BCR)
3	1718452	1	TUBE, Oil Line, (LCB)
4	1718453	1	TUBE, Oil Line, (LCB)
5	1700518	2	HOSE, 1/4 x 10-1/2
6	1700519	2	HOSE, 1/4 x 15
7	922523	8	FITTING, Elbow, 9/16 x 9/16, 90 Degree
8	1700508	2	HOSE, 1/4 x 20
9	1718455	2	HOSE, 1/4 x 34

Footnotes:

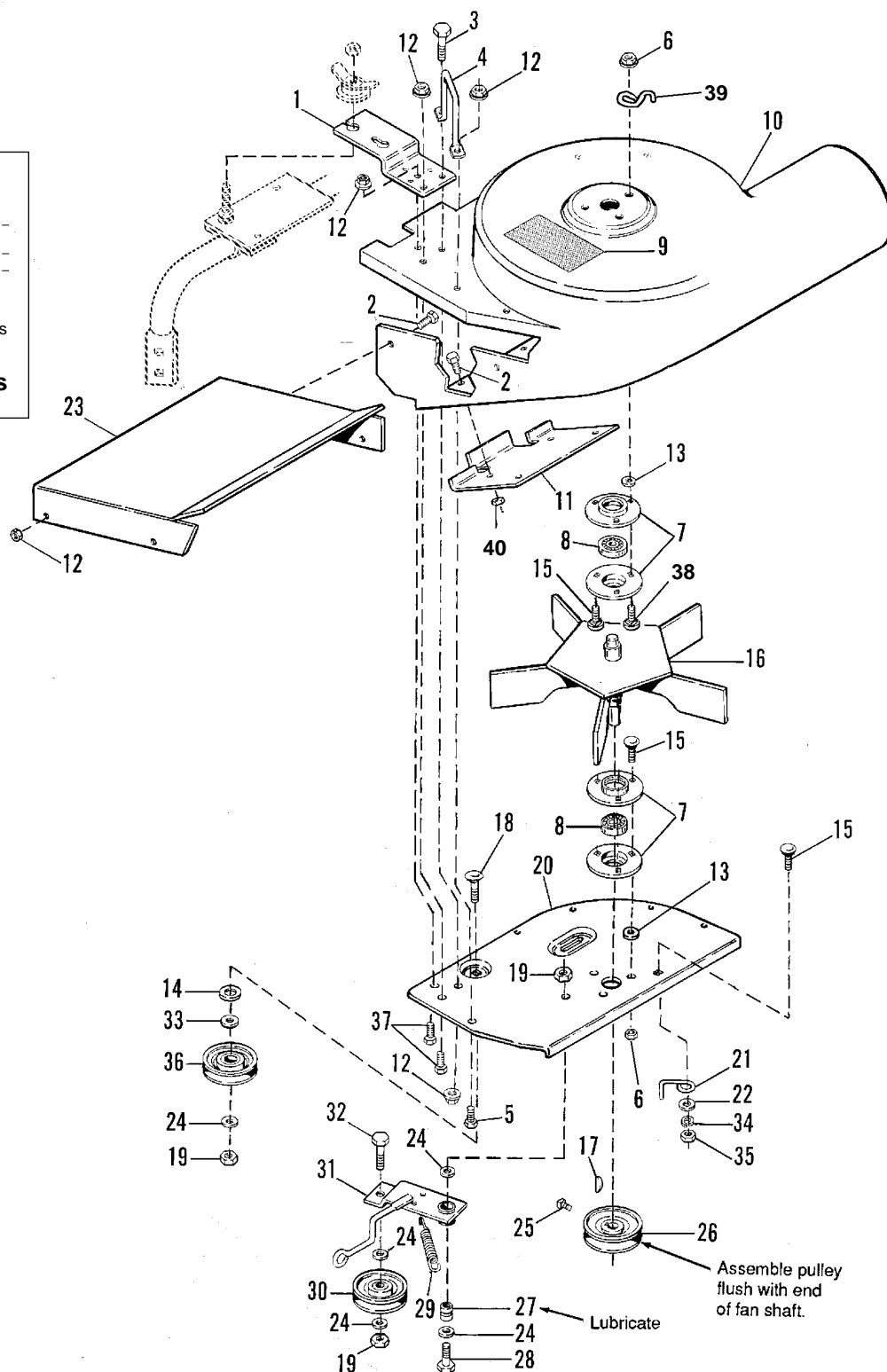
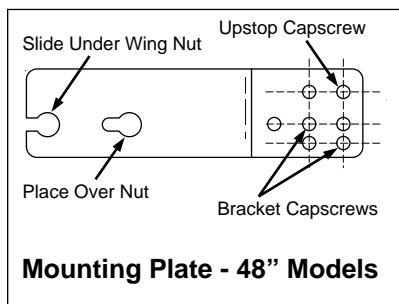
The above parts group applies to the following Mfg. Nos.:

1692932 Front End Loader

48" Turbo - Turbo Blower Assembly

A-AT43121A

NOTE: Unless noted otherwise,
use the standard hardware torque
specification chart.



The above parts group applies to the following Mfg. Nos.:

1692936 48" Turbo

48" Turbo - Turbo Blower Assembly

REF NO.	PART NO.	QTY.	DESCRIPTION
1	1679897	1	PLATE, Mounting
2	1921959	9	CAPSCREW, Hex Hd, 1/4-20 x 5/8
3	1960346	1	CAPSCREW, Hex Hd, 1/4-20 x 2-1/4
4	1700936	1	STOP, Deflector
5	1924009	1	CAPSCREW, Hex Hd, 1/4-20 x 7/8
6	1927557	6	NUT, Hex Flange Whiz Lock, 5/16-18
7	1665982	4	RETAINER, Bearing
8	108202	2	BEARING
9	1700259	1	DECAL, Danger
10	1706654	1	HOUSING, Blower (Incl. Ref. No. 9)
11	1679900	1	HOOK, Stone Guard
12	1930641	13	NUT, Hex Flange Whiz Lock, 1/4-20
13	1933988	6	NUT, Push, 5/16
14	1676435	1	WASHER, Plain, 1/2
15	1931333	6	CARRIAGE BOLT, 5/16-18 x 3/4
16	1706631	1	FAN ASSEMBLY (5 Blade)
17	960403	1	KEY, Woodruff, 3/16
18	1960268	1	CARRIAGE BOLT, 3/8-16 x 1-1/4
19	1928731	3	NUT, Hex Jam Lock, 3/8-16
20	1706652	1	PLATE, Shroud
21	170397	1	STOP, Belt
22	1919326	1	WASHER, 5/16
23	1702553	1	COVER, Top
24	1924940	5	WASHER, 3/8
25	1928691	1	SETSCREW, Sqr Hd, 5/16-18 x 3/8
26	1706634	1	PULLEY, Driven
27	1666114	1	SPACER
28	1921969	1	CAPSCREW, Hex Hd, 3/8-16 x 1-1/2
29	1679554	1	SPRING, Extension
30	174561	1	PULLEY, Idler, Adjustable
31	1701827	1	IDLER ARM ASSEMBLY
32	1921210	1	CAPSCREW, Hex Hd, 3/8-16 x 1
33	157424	1	WASHER, Special, 3/8
34	1917356	1	WASHER, Lock, 5/16
35	1917372	1	NUT, Hex, 5/16-18
36	1708030	1	PULLEY, Idler, Fixed
37	1923341	2	CAPSCREW, Hex Hd, 1/4-20 x 3/4
38	1931334	1	CARRIAGE BOLT, 5/16-18 x 7/8
39	1672689	1	S-HOOK
40	1920397	4	NUT, Hex Nylon Lock, 1/4-20

Footnotes:

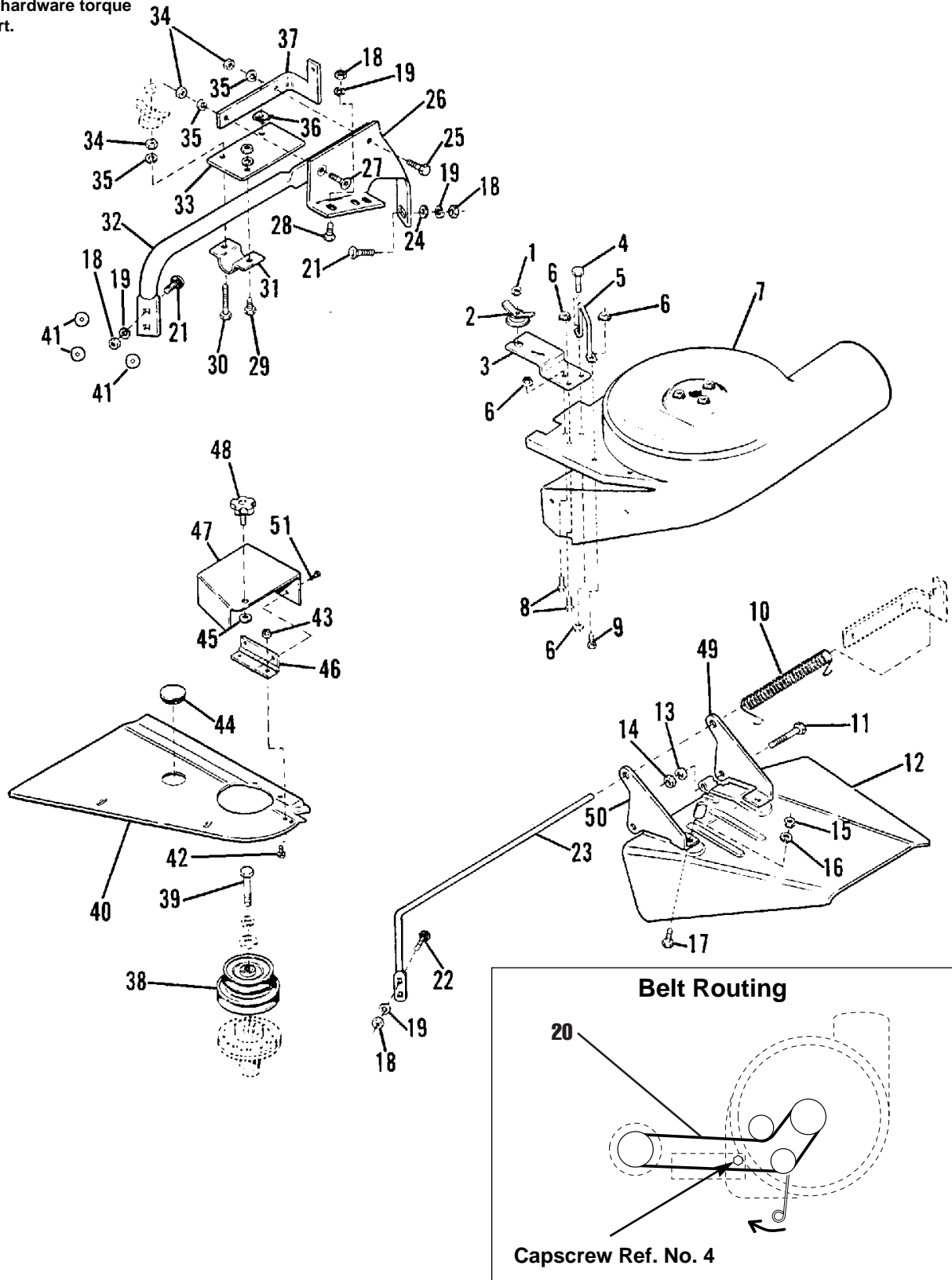
The above parts group applies to the following Mfg. Nos.:

1692936 48" Turbo

48" Turbo - Mounting Group

A-AT43122A

NOTE: Unless noted otherwise,
use the standard hardware torque
specification chart.



The above parts group applies to the following Mfg. Nos.:

1692936 48" Turbo

48" Turbo - Mounting Group

REF NO.	PART NO.	QTY.	DESCRIPTION
1	1923362	1	NUT, Hex Lock, 5/16-18
2	1679163	1	NUT & CUP ASSEMBLY
3	1679897	1	PLATE, Mounting
4	1960346	1	CAPSCREW, Hex Hd, 1/4-20 x 2-1/4
5	1700936	1	STOP, Deflector
6	1930641	13	NUT, Hex Flange Whiz Lock, 1/4-20
7	*	1	TURBO ASSEMBLY
8	1923341	2	CAPSCREW, Hex Hd, 1/4-20 x 3/4
9	1924009	1	CAPSCREW, Hex Hd, 1/4-20 x 7/8
10	1700851	1	SPRING, Torsion
11	1926110	2	CAPSCREW, Hex Hd, 7/16-14 x 2-3/4
12	**	1	DEFLECTOR ASSEMBLY (From Mower).
13	1918199	2	WASHER, Lock, 7/16
14	1918213	2	NUT, Hex, 7/16-14
15	1917372	4	NUT, Hex, 5/16-18
16	1917356	4	WASHER, Lock, 5/16
17	1923325	2	CAPSCREW, Hex Hd, 5/16-18 x 7/8
18	1916950	5	NUT, Hex, 3/8-16
19	1916965	5	WASHER, Lock, 3/8
20	1679914	1	V-BELT
21	1931350	2	CARRIAGE BOLT, 3/8-16 x 1
22	1960373	5	CAPSCREW, Hex Washer Hd, Taptite, 5/16-18 X 1
23	1700800	1	ROD, Hinge
24	1924940	1	WASHER, 3/8
25	1921977	1	CAPSCREW, Hex Hd, 5/16-18 x 1-1/4
26	1709327	1	BRACKET, Support
27	1960486	1	SCREW, Flat Hd, Hex Socket, 5/16-18 x 1-1/4
28	1921210	2	CAPSCREW, Hex Hd, 3/8-16 x 1
29	1925205	1	CAPSCREW, Hex Hd, 5/16-18 x 5/8
30	1960318	1	CAPSCREW, Hex Hd, 5/16-18 x 2-1/2
31	1679898	1	CLAMP, Lower
32	1677651	1	BRACE, Bracket Support
33	1700638	1	CLAMP, Upper
34	1917372	3	NUT, Hex, 5/16-18
35	1917356	3	WASHER, Lock, 5/16
36	1935255	1	NUT, Speed, 5/16-18
37	1700797	1	PIVOT ASSEMBLY, Deflector
38	1679903	1	PULLEY ASSEMBLY
39	1927120	1	CAPSCREW, Hex Hd, 7/16-14 x 2-1/4
40	1700013	1	COVER, LH Mower
41	1708511	3	SPACER
42	922121	2	SCREW, Rd Hd Machine, #10-32 x 3/8
43	1928919	2	NUT, Hex Flange, #10-32
44	1674020	1	PLUG, Mower Cover
45	1933988	1	NUT, Push, 5/16
46	1700649	1	HINGE
47	1700728	1	COVER, Belt (Includes Ref. No. 46 & 51)
48	1700669	1	KNOB, Plastic
49	1700802	1	BRACKET, RH Pivot
50	1700801	1	BRACKET, LH Pivot
51	928707	2	POP-RIVET, 3/16 x 5/16

Footnotes:

* Not Sold Separately

** Original Mower Deck Part

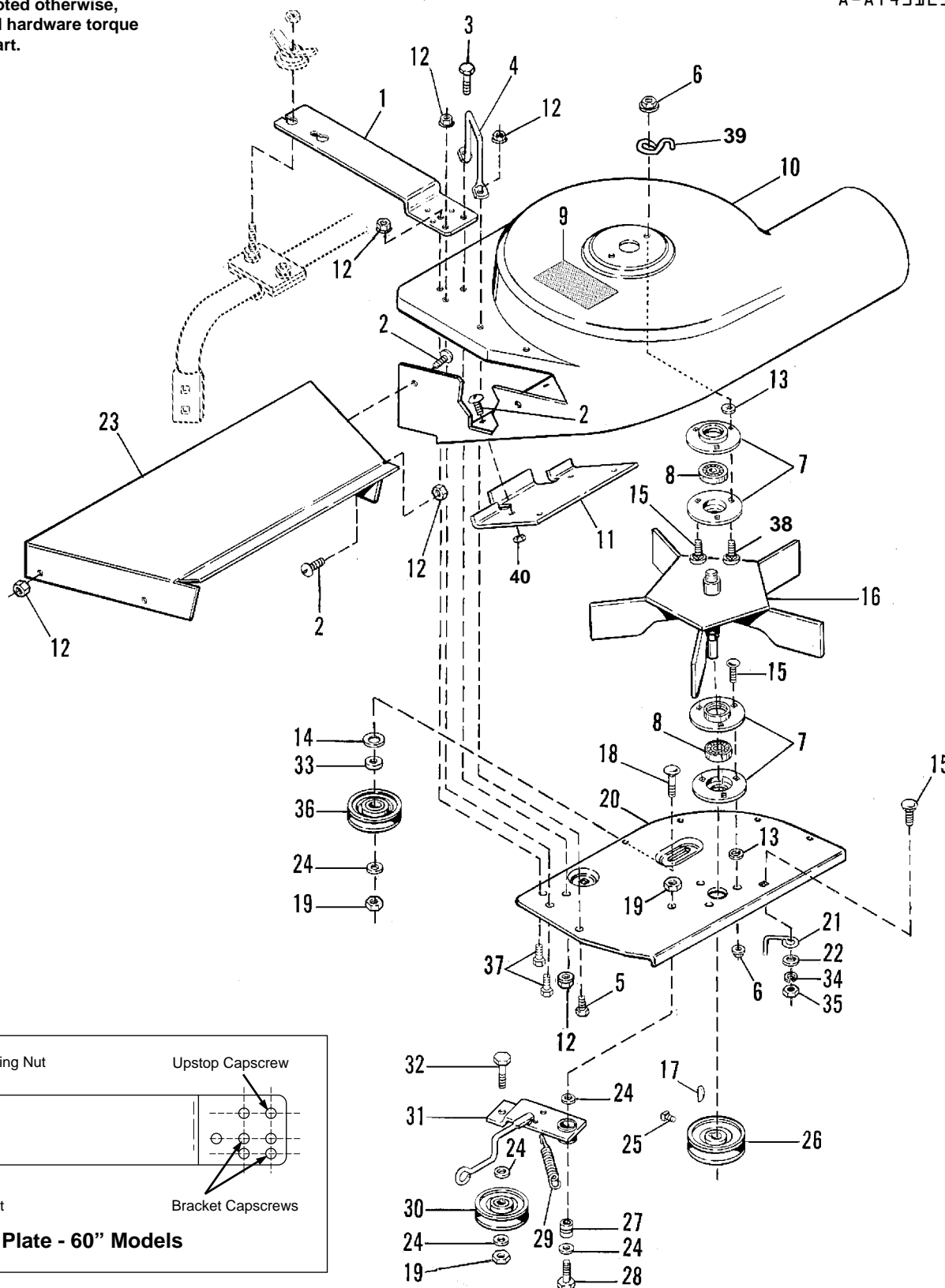
The above parts group applies to the following Mfg. Nos.:

1692936 48" Turbo

60" Turbo - Turbo Blower Assembly

A-AT43123A

NOTE: Unless noted otherwise,
use the standard hardware torque
specification chart.



The above parts group applies to the following Mfg. Nos.:

1692937 60" Turbo

60" Turbo - Turbo Blower Assembly

REF NO.	PART NO.	QTY.	DESCRIPTION
1	1679912	1	PLATE, Mounting
2	1921959	5	CAPSCREW, Hex Hd, 1/4-20 x 5/8
3	1960346	1	CAPSCREW, Hex Hd, 1/4-20 x 2-1/4
4	1700936	1	STOP, Deflector
5	1924009	1	CAPSCREW, Hex Hd, 1/4-20 x 7/8
6	1927557	6	NUT, Hex Flange Whiz Lock, 5/16-18
7	1665982	4	RETAINER, Bearing
8	108202	2	BEARING
9	1700259	1	DECAL, Danger
10	1706718	1	HOUSING, Blower (Incl. Ref. No. 9)
11	1679900	1	HOOK, Stone Guard
12	1930641	13	NUT, Hex Flange Whiz Lock, 1/4-20
13	1933988	6	NUT, Push, 5/16
14	1676435	1	WASHER, Plain, 1/2
15	1931333	6	CARRIAGE BOLT, 5/16-18 x 3/4
16	1706631	1	FAN ASSEMBLY (5 Blade)
17	960403	1	KEY, Woodruff, 3/16
18	1960268	1	CARRIAGE BOLT, 3/8-16 x 1-1/4
19	1928731	3	NUT, Hex Jam Lock, 3/8-16
20	1706652	1	PLATE, Shroud
21	170397	1	STOP, Belt
22	1919326	1	WASHER, 5/16
23	1702589	1	COVER, Top
24	1924940	5	WASHER, 3/8
25	1928691	1	SETSCREW, Sqr Hd, 5/16-18 x 3/8
26	1706634	1	PULLEY, Driven
27	1666114	1	SPACER
28	1921969	1	CAPSCREW, Hex Hd, 3/8-16 x 1-1/2
29	1679554	1	SPRING, Extension
30	174561	1	PULLEY, Idler, Adjustable
31	1701827	1	IDLER ARM ASSEMBLY
32	1921210	1	CAPSCREW, Hex Hd, 3/8-16 x 1
33	157424	1	WASHER, Special, 3/8
34	1917356	1	WASHER, Lock, 5/16
35	1917372	1	NUT, Hex, 5/16-18
36	1708030	1	PULLEY, Idler, Fixed
37	1923341	2	CAPSCREW, Hex Hd, 1/4-20 x 3/4
38	1931334	1	CARRIAGE BOLT, 5/16-18 x 7/8
39	1672689	1	S-HOOK
40	1920397	4	NUT, Hex Nylon Lock, 1/4-20

Footnotes:

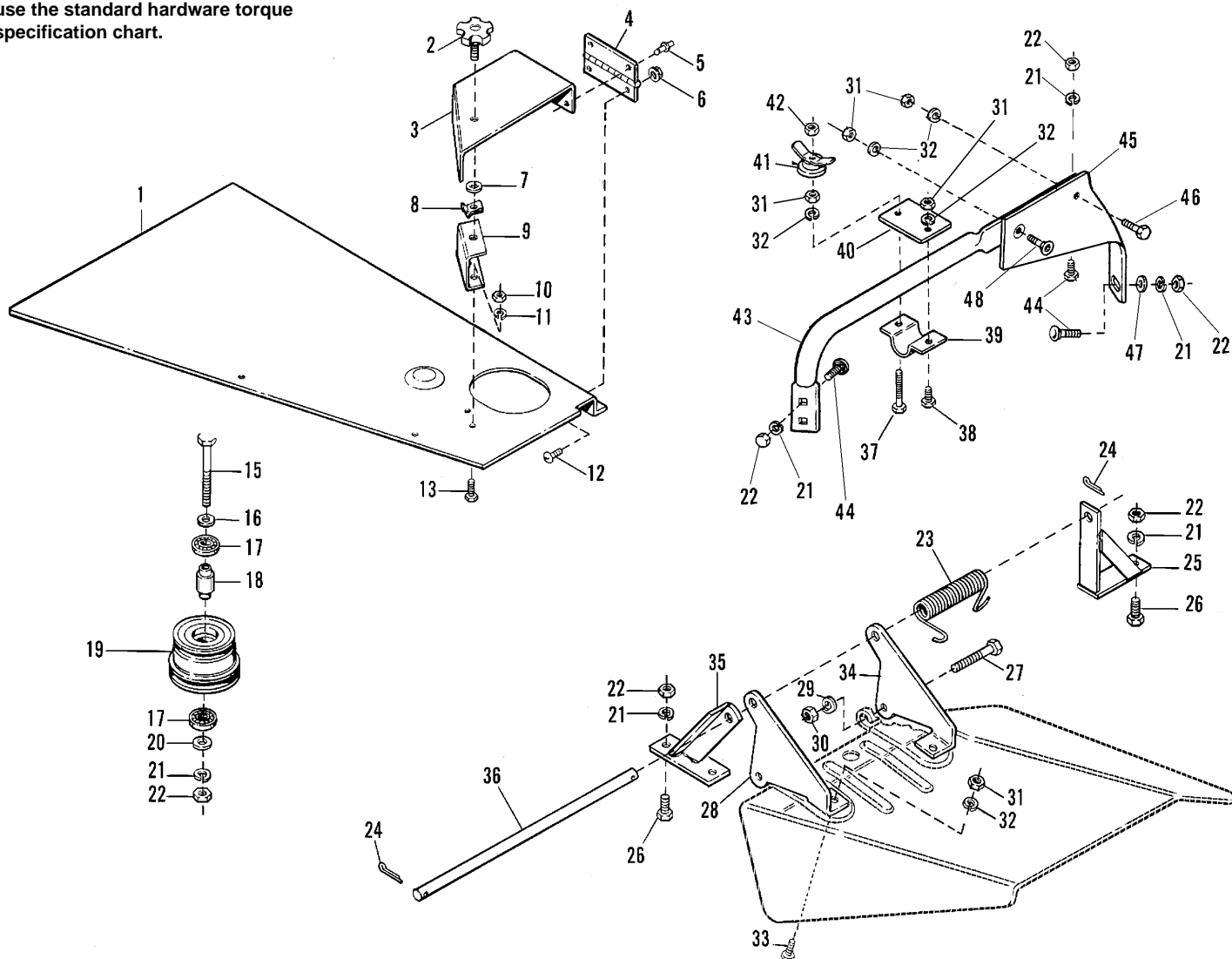
The above parts group applies to the following Mfg. Nos.:

1692937 60" Turbo

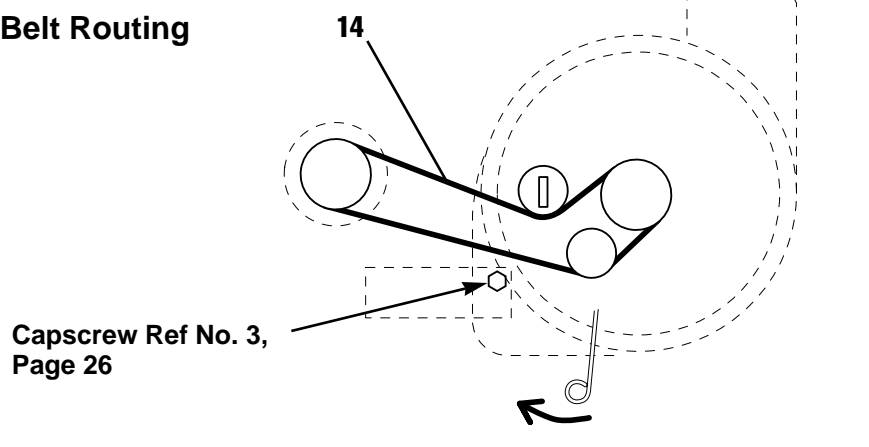
60" Turbo - Mounting Group

A-AT43124A

NOTE: Unless noted otherwise, use the standard hardware torque specification chart.



Belt Routing



The above parts group applies to the following Mfg. Nos.:

1692937 60" Turbo

60" Turbo - Mounting Group

REF NO.	PART NO.	QTY.	DESCRIPTION
1	1717618	1	COVER, LH Mower
2	1700669	1	KNOB, Plastic
3	1700668	1	COVER ASSEMBLY, (Incl. Ref. Nos. 4 & 5)
4	1700649	1	HINGE
5	928707	2	POP-RIVET, 3/16 x 5/16
6	1928919	2	NUT, Hex Flange, #10-32
7	1933988	1	NUT, Push, 5/16
8	1935255	1	NUT, Speed, 5/16-18
9	1700654	1	BRACKET, Belt Cover
10	1916622	2	NUT, Hex, 1/4-20
11	1916964	2	WASHER, Lock, 1/4
12	922121	2	SCREW, Rd Hd Machine, #10-32 x 3/8
13	1921958	2	CAPSCREW, Hex Hd, 1/4-20 x 1/2
14	1679915	1	V-BELT
15	1922918	1	CAPSCREW, Hex Hd, 3/8-16 x 3-1/4
16	157424	1	WASHER, Special, 3/8
17	1705897	2	BEARING
18	1700651	1	SPACER, Pulley
19	1700650	1	PULLEY
20	1700652	1	SPACER
21	1916965	3	WASHER, Lock, 3/8
22	1916950	3	NUT, Hex, 3/8-16
23	1700852	1	SPRING, Torsion
24	1918447	2	PIN, Cotter, 3/32 x 3/4
25	1700832	1	HINGE ASSEMBLY, Rear
26	1921210	2	CAPSCREW, Hex Hd, 3/8-16 x 1
27	1926110	2	CAPSCREW, Hex Hd, 7/16-14 x 2-3/4
28	1700801	1	BRACKET, LH Pivot
29	1918199	2	WASHER, Lock, 7/16
30	1918213	2	NUT, Hex, 7/16-14
31	1917372	7	NUT, Hex, 5/16-18
32	1917356	7	WASHER, Lock, 5/16
33	1923325	2	CAPSCREW, Hex Hd, 5/16-18 x 7/8
34	1700802	1	BRACKET, RH Pivot
35	1700828	1	HINGE ASSEMBLY, Front
36	1700853	1	ROD, Pivot
37	1960318	1	CAPSCREW, Hex Hd, 5/16-18 x 2-1/2
38	1925205	1	CAPSCREW, Hex Hd, 5/16-18 x 5/8
39	1679898	1	CLAMP, Lower
40	1679899	1	CLAMP, Upper
41	1679163	1	NUT & CUP ASSEMBLY
42	1923362	1	NUT, Hex Lock, 5/16-18
43	1677652	1	BRACE, Bracket Support
44	1931350	4	CARRIAGE BOLT, 3/8-16 x 1
45	1717580	1	BRACKET, Support
46	1921977	1	CAPSCREW, Hex Hd, 5/16-18 x 1-1/4
47	1924940	1	WASHER, 3/8
48	1960486	1	SCREW, Flat Hd, Hex Socket, 5/16-18 x 1-1/4

Footnotes:

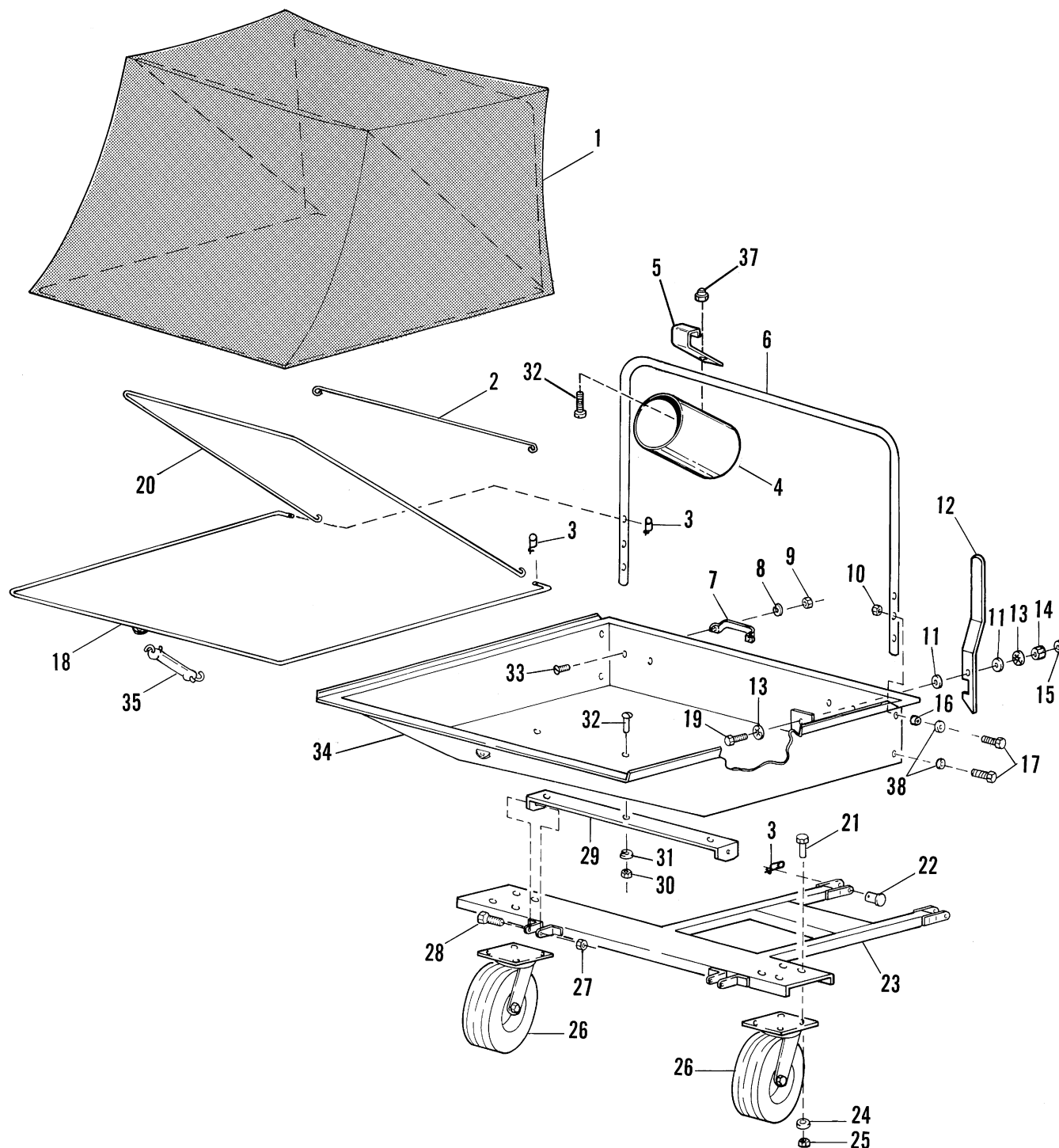
The above parts group applies to the following Mfg. Nos.:

1692937 60" Turbo

Wide Body Cart Collector - Cart Assembly

A-AT43125A

NOTE: Unless noted otherwise,
use the standard hardware torque
specification chart.



The above parts group applies to the following Mfg. Nos.:

1692938 Wide Body Collector Cart

Wide Body Cart Collector - Cart Assembly

REF NO.	PART NO.	QTY.	DESCRIPTION
1	1700760	1	COVER
2	1700763	1	ROD, Straight
3	176012	4	CLIP, Hairpin Safety
4	1700866	1	SLEEVE, Plastic Connecting
5	1708099	1	CLAMP, Sleeve
6	1700758	1	TUBE, Support
7	1700768	2	HANDLE, Lift
8	1916964	4	WASHER, Lock, 1/4
9	1916622	4	NUT, Hex, 1/4-20
10	1923362	4	NUT, Hex Lock, 5/16-18
11	1919326	6	WASHER, 5/16 (1691526 only)
12	1700765	1	HANDLE, Latch
13	177649	2	WASHER, Spring, 5/16
14	1917372	1	NUT, Hex, 5/16-18
15	1920161	1	NUT, Hex Jam, 5/16-18
16	1700267	2	SPACER, Plastic, 5/16
17	1921677	4	CAPSCREW, Hex Hd, 5/16-18 x 1-1/2
18	1700762	1	ROD, Frame
19	1921977	1	CAPSCREW, Hex Hd, 5/16-18 x 1-1/4
20	1700761	1	ROD, Support
21	1921210	8	CAPSCREW, Hex Hd, 3/8-16 x 1
22	102004	2	PIN, 1/2 x 1-1/4
23	1700769	1	FRAME
24	1924940	8	WASHER, 3/8
25	1930651	8	NUT, Hex Lock, 3/8-16
26	1676892	2	WHEEL, Swivel, 410/350-4
27	1922134	2	NUT, Lock, 1/2-13
28	1921176	2	CAPSCREW, Hex Hd, 1/2-13 x 1-1/4
29	1700767	1	"U" BRACKET
30	1917372	3	NUT, Hex, 5/16-18
31	1917356	3	WASHER, Lock, 5/16
32	1918249	3	BOLT, Slotted Truss Hd, 5/16-18 x 3/4
33	1921958	4	CAPSCREW, Hex Hd, 1/4-20 x 1/2
34	1700757	1	BOX
35	1700266	1	STRAP, Rubber, 6"
36*	1708120	1	DECAL, Max. Cap.
37	1920397	1	NUT, Hex Nylon Lock, 1/4-20
38	1917642	2	WASHER, 5/16

Footnotes:

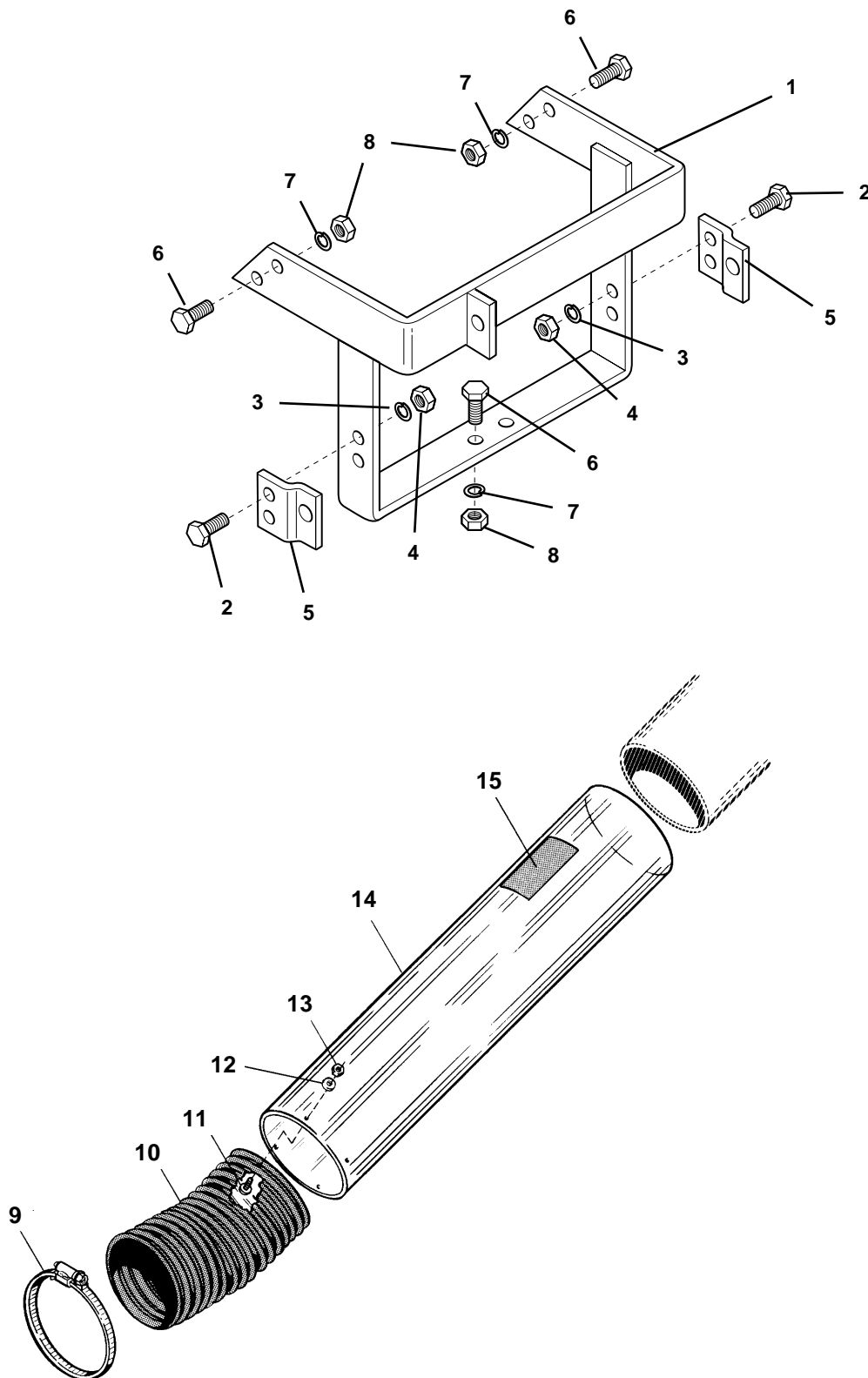
The above parts group applies to the following Mfg. Nos.:

1692938 Wide Body Collector Cart

Wide Body Cart Collector - Hitch & Hose Assembly

A-AT43126A

NOTE: Unless noted otherwise,
use the standard hardware torque
specification chart.



The above parts group applies to the following Mfg. Nos.:

1692938 Wide Body Collector Cart

Wide Body Cart Collector - Hitch & Hose Assembly

REF NO.	PART NO.	QTY.	DESCRIPTION
1	1717606	1	HITCH ASSEMBLY
2	1923151	4	CAPSCREW, Hex Hd, 5/8-11 x 1-1/4
3	1917373	4	WASHER, Lock, 5/8
4	1915726	4	NUT, Hex, 5/8-11
5	1718028	2	BRACKET
6	1921176	6	CAPSCREW, Hex Hd, 1/2-13 x 1-1/4
7	1916966	6	WASHER, Lock, 1/2
8	1916951	6	NUT, Hex, 1/2-13
9	1679896	1	CLAMP, Hose, 6"
10	1679895	1	HOSE, 6" Dia.
11	1930531	4	CAPSCREW, Truss Hd, #10-32 x 1/2
12	1910531	4	WASHER, Plain, 3/16
13	1930627	4	NUT, Hex Lock, #10-32
14	1700773	1	TUBE & DECAL ASSEMBLY
15	1675766	1	DECAL, Cleaning

Footnotes:

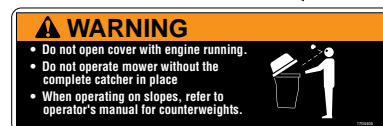
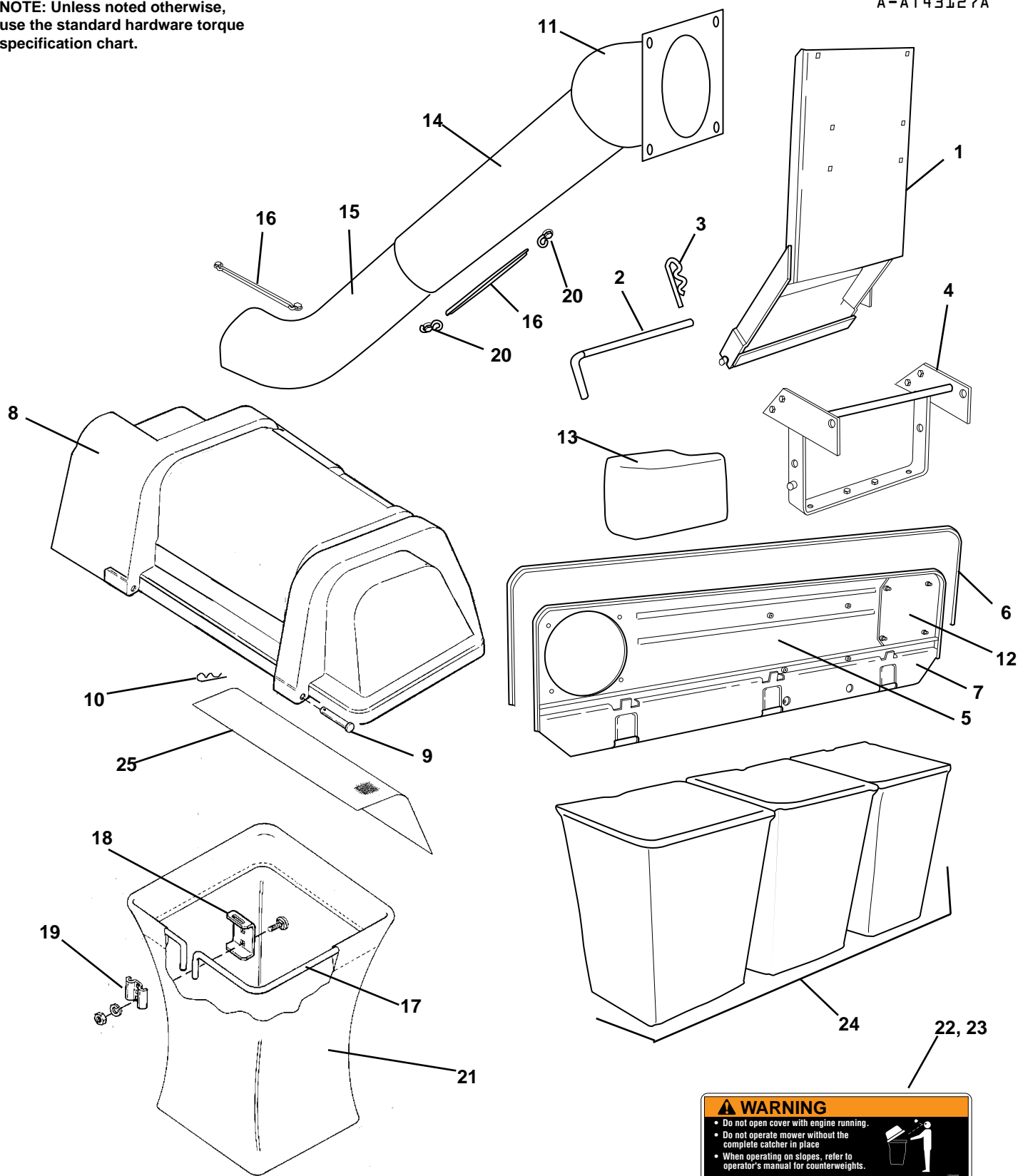
The above parts group applies to the following Mfg. Nos.:

1692938 Wide Body Collector Cart

Triple Bag Grass Catcher

A-AT43127A

NOTE: Unless noted otherwise, use the standard hardware torque specification chart.



The above parts group applies to the following Mfg. Nos.:

1693204 Triple Bag Grass Catcher

Triple Bag Grass Catcher

REF NO.	PART NO.	QTY.	DESCRIPTION
1	1717027	1	SUPPORT ASSEMBLY
2	1717085	1	ROD, Hitch
3	1960033	2	CLIP, Hairpin
4	1717033	1	HITCH ASSEMBLY
5	1716966	1	PLATE, Front
6	1717082	1	SEAL
7	1716973	1	CHANNEL ASSEMBLY
8	1717025	1	COVER ASSEMBLY
9	1672344	2	PIN
10	1960074	2	CLIP, Hairpin
11	1717038	1	JOINT, Inlet
12	1717037	1	COVER, Inlet
13	1717039	1	DEFLECTOR
14	1717071	1	TUBE, Upper
15	1717072	1	TUBE, Lower
16	172744	2	STRAP, Rubber
17	1703855	3	HOOP, Basket Frame
18	1703807	3	HANGER
19	1672023	3	CLAMP
20	1672689	3	S-HOOK
21	1703764	3	BAG, Grass
22	1704405	1	DECAL, Safety
23	1667248	6	CLIP, Canoe (Required to Fasten Decal, Ref. 22, to Cover)
24	1686722	*	CONTAINER KIT, Hard Side
25	1717041	1	SCREEN

Footnotes:

* Optional component.

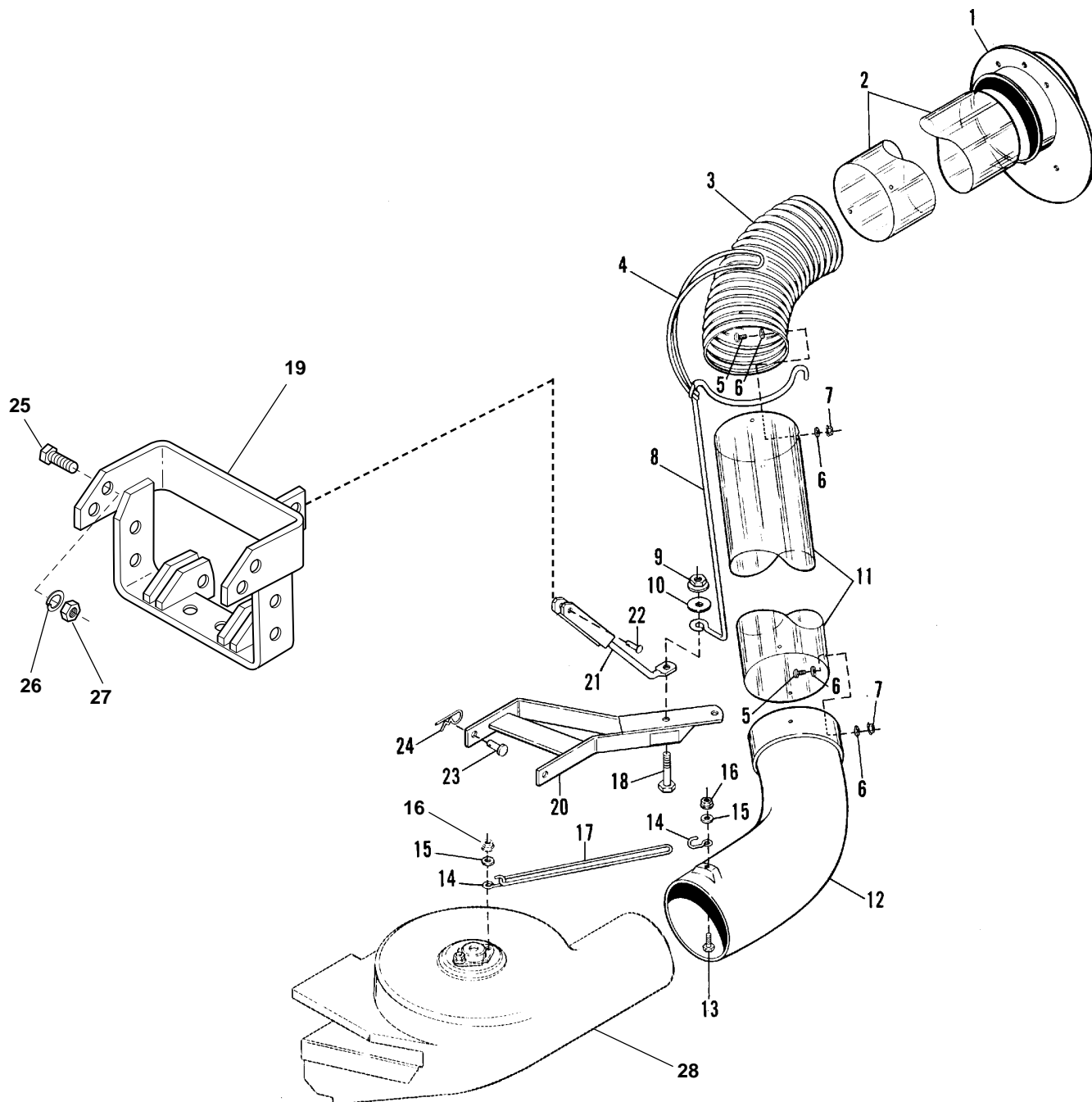
The above parts group applies to the following Mfg. Nos.:

1693204 Triple Bag Grass Catcher

48" & 60" Hose Hitch & Tube Assembly

A-AT43128A

NOTE: Unless noted otherwise,
use the standard hardware torque
specification chart.



The above parts group applies to the following Mfg. Nos.:

- 1692939 60" Hose, Hitch & Tube
- 1692930 48" Hose, Hitch & Tube

48" & 60" Hose Hitch & Tube Assembly

REF NO.	PART NO.	QTY.	DESCRIPTION
1	1703147	1	CONNECTOR, Cart
2	1702762	1	TUBE
3	1679895	1	HOSE, 6" Dia.
4	1665872	1	STRAP, Black Rubber
5	1930531	12	CAPSCREW, Truss Hd, #10-32 x 1/2
6	1910531	24	WASHER, Plain, 3/16
7	1928919	12	NUT, Hex Flange, #10-32
8	1702517	1	SUPPORT, Tube
9	1930644	1	NUT, Hex Flange, 1/2-13
10	1926192	1	WASHER, 1/2
11	1702791	1	TUBE & DECAL ASSEMBLY, 48" Models
11	1702792	1	TUBE & DECAL ASSEMBLY, 60" Models
12	1702516	1	ELBOW, 6" Dia.
13	1925205	1	CAPSCREW, Hex Hd, 5/16-18 x 5/8
14	1702765	2	HOOK, J
15	1919326	2	WASHER, 5/16
16	1935048	1	NUT, Hex Flange Hd, Whiz Lock, 5/16-18
17	172744	1	STRAP, Rubber
18	1921024	1	CAPSCREW, Hex Hd, 1/2-13 x 2
19	1717606	1	HITCH ASSEMBLY
20	1702575	1	DRAWBAR ASSEMBLY
21	1702578	1	SUPPORT ASSEMBLY
22	155037	1	PIN, Round Head
23	1960116	2	PIN, Clevis
24	1960033	2	CLIP, Hairpin
25	1921176	6	CAPSCREW, Hex Hd, 1/2-13 x 1-1/4
26	1916966	6	WASHER, Lock, 1/2
27	1916951	6	NUT, Hex, 1/2-13
28	*	1	TURBO ASSEMBLY (Shown for Reference Only)

Footnotes:

* Order Turbo Assemblt as Whole Goods Item.

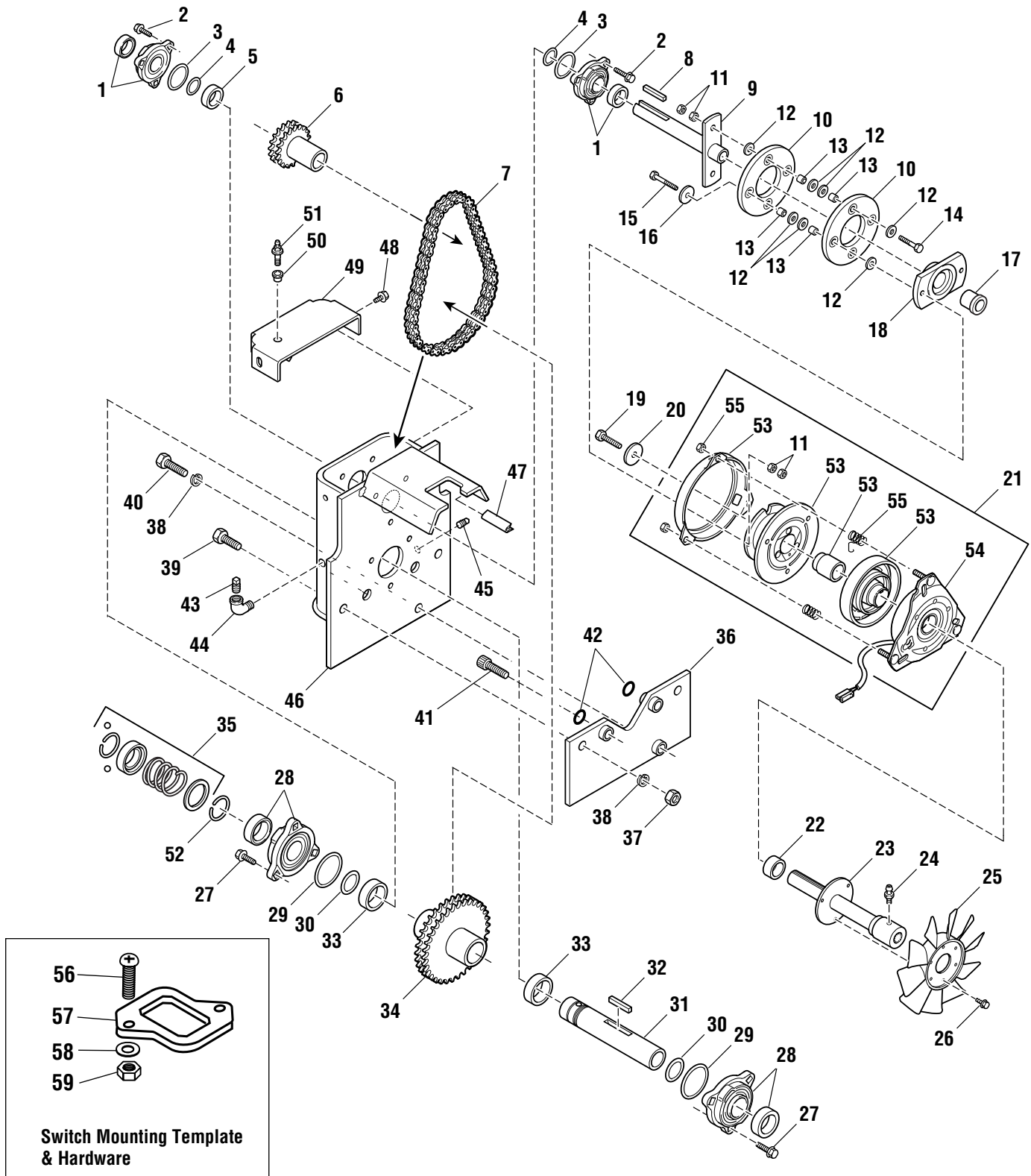
The above parts group applies to the following Mfg. Nos.:

1692939 60" Hose, Hitch & Tube
1692930 48" Hose, Hitch & Tube

2000RPM Rear PTO

A-AT43129A

NOTE: Unless noted otherwise,
use the standard hardware torque
specification chart.



The above parts group applies to the following Mfg. Nos.:

1692891 2000 RPM Rear PTO

2000RPM Rear PTO

REF NO.	PART NO.	QTY.	DESCRIPTION
1	1716434	2	BEARING, Flange
2	1960373	6	CAPSCREW, Hex Washer Hd, Taptite, 5/16-18 X 1
3	1717639	2	O-RING, 1.610 ID
4	1717638	2	O-RING, .989 ID
5	1716950	1	SPACER
6	1716392	1	SPROCKET ASSEMBLY, 19 Tooth
7	1717599	1	CHAIN, Roller, #40-2 x 46 Pitches
8	1718986	1	KEY
9	1716401	1	SHAFT & BAR ASSEMBLY
10	1676829	2	COUPLING, Flex
11	1923362	8	NUT, Hex Lock, 5/16-18
12	1919326	14	WASHER, 5/16
13	156150	8	SPACER
14	1921977	2	CAPSCREW, Hex Hd, 5/16-18 x 1-1/4
15	1921978	2	CAPSCREW, Hex Hd, 5/16-18 x 2
16	1933468	2	WASHER, 5/16
17	1676998	1	BUSHING
18	1676999	1	HUB ASSEMBLY
19	1921968	1	CAPSCREW, Hex Hd, 3/8-16 x 1-3/8
20	1960534	1	Washer, 3/8
21	1709199	1	CLUTCH ASSEMBLY, Electric (Includes Ref. Nos. 53, 54, & 55)
22	1718585	1	SPACER
23	1716383	1	SHAFT ASSEMBLY
24	1704314	1	FITTING, Grease, 1/4
25	1716387	1	FAN
26	1929477	3	CAPSCREW, Hex Washer Hd, Taptite, #10-24 x 1/2
27	1927187	6	CAPSCREW, Hex Washer Hd, Taptite, 3/8-16 x 1
28	1716431	2	BEARING, Flange
29	1717641	2	O-RING, 2.238
30	1717640	2	O-RING, 1.372 ID
31	1716403	1	SHAFT
32	905856	1	Key, 1/4 x 1/4 x 1-1/2
33	1716427	2	SPACER
34	1716393	1	SPROCKET ASSEMBLY, 34 Tooth
35	1718475	1	KIT, Spring Lock
36	1716955	1	PLATE ASSEMBLY
37	1916951	2	NUT, Hex, 1/2-13
38	1916966	3	WASHER, Lock, 1/2
39	1921176	2	CAPSCREW, Hex Hd, 1/2-13 x 1-1/4
40	1921525	1	CAPSCREW, Hex Hd, 1/2-13 x 1-3/4
41	1960597	2	CAPSCREW, Hex Socket, 1/2-13 x 1-3/4
42	176111	2	O-Ring
43	1673452	1	PLUG, Pipe, 3/8 NPT
44	1673453	1	FITTING, Elbow, 3/8 NPT
45	901652	1	PLUG, Pipe Square Hd, 1/4 NPT
46	1716402	1	CASE ASSEMBLY
47	1718839	2	MOULDING
48	1924856	2	CAPSCREW, Hex Washer Hd, Taptite, 5/16-18 x 1/2
49	1717078	1	COVER ASSEMBLY
50	1654930	1	BUSHING, Rubber
51	1709905	1	BREATHING ASSEMBLY

Footnotes:

Reference Nos. 52-59 on following page.

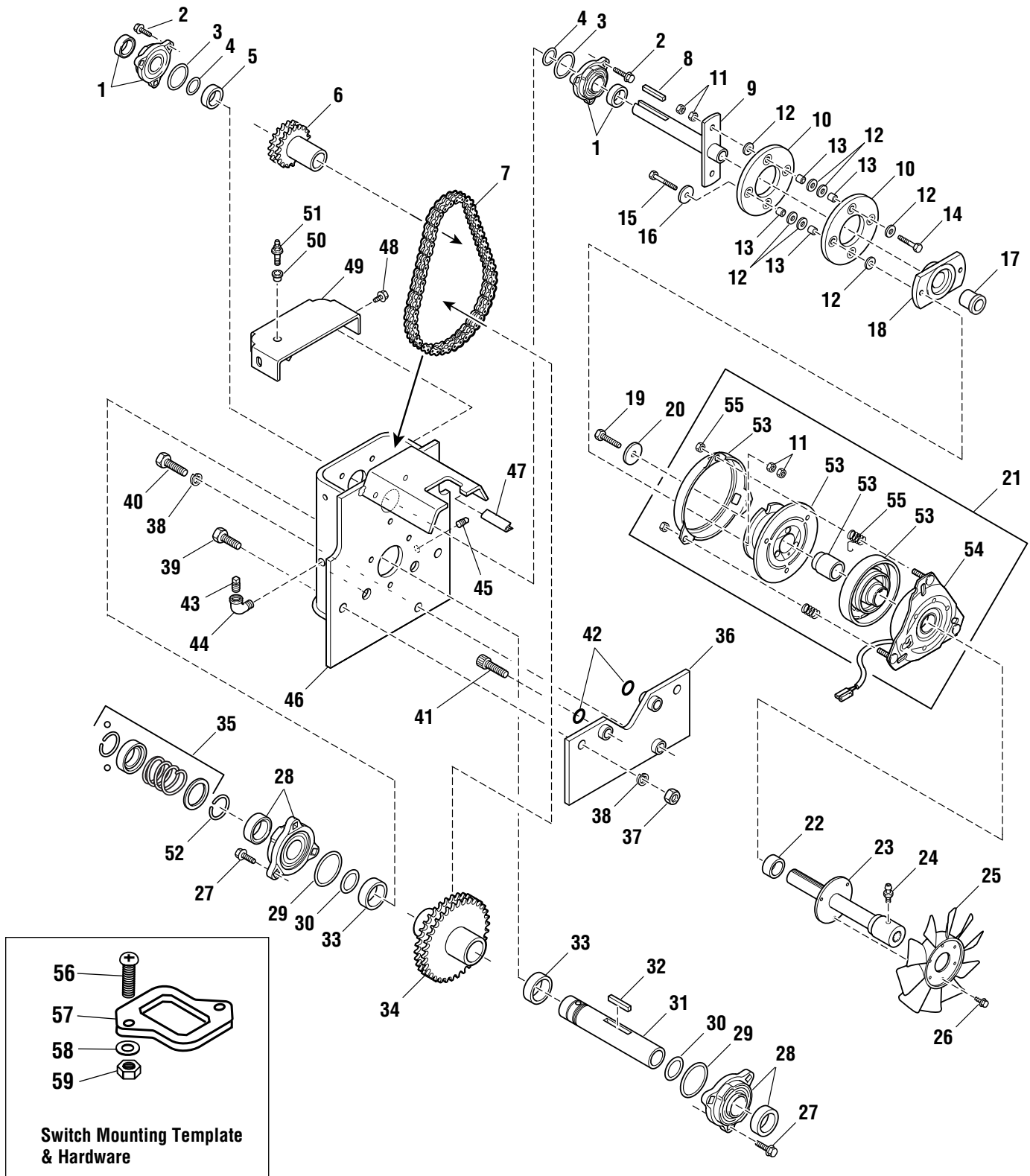
The above parts group applies to the following Mfg. Nos.:

1692891 2000 RPM Rear PTO

2000RPM Rear PTO — Continued

A-AT43129A

NOTE: Unless noted otherwise,
use the standard hardware torque
specification chart.



The above parts group applies to the following Mfg. Nos.:

1692891 2000 RPM Rear PTO

2000RPM Rear PTO — Continued

REF NO.	PART NO.	QTY.	DESCRIPTION
52	1718938	1	RETAINING RING
53	1709292	1	KIT, Rotor and Armature
54	1709294	1	FIELD ASSEMBLY, Electric Clutch
55	1709293	1	KIT, Spring and Nut
56	1930531	2	CAPSCREW, Truss Hd, #10-32 x 1/2
57	1718803	1	TEMPLATE, Switch Mounting
58	1960096	2	WASHER, 3/16
59	1930627	2	NUT, Hex Lock, #10-32

Footnotes:

Reference Nos. 1-51 on previous page.

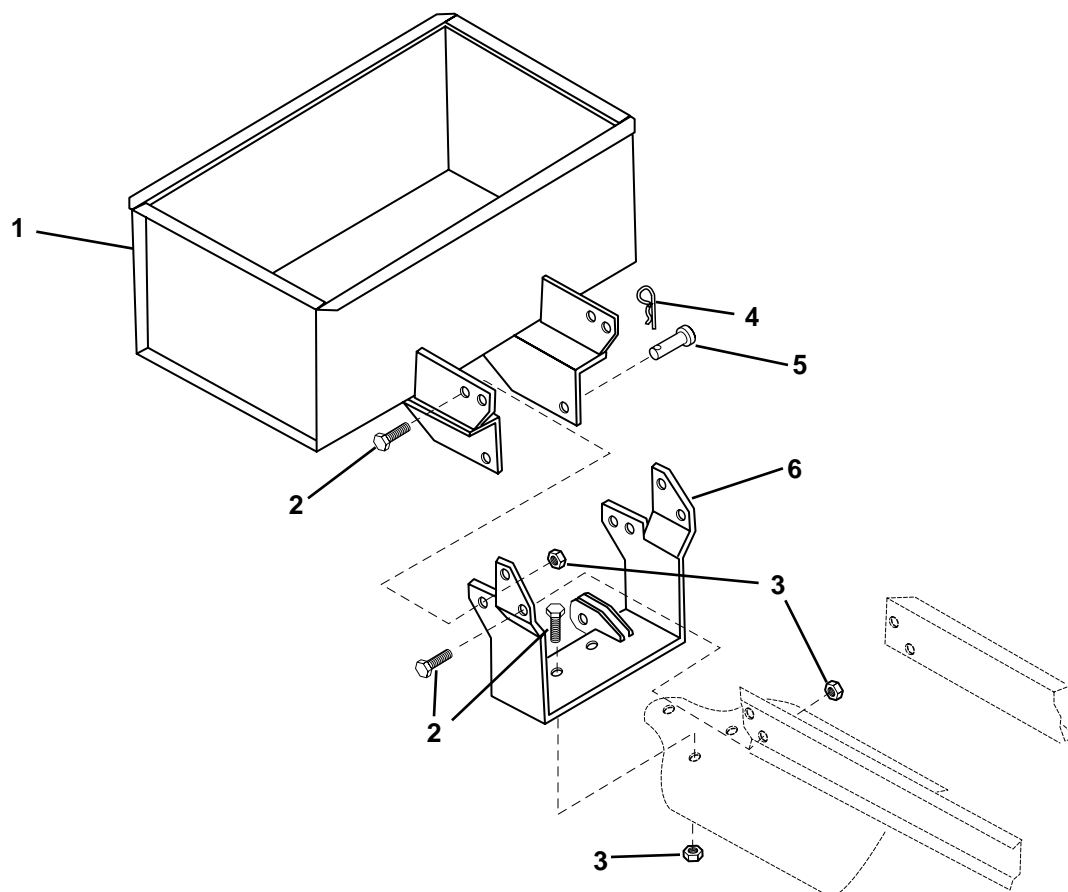
The above parts group applies to the following Mfg. Nos.:

1692891 2000 RPM Rear PTO

Ballast Box

NOTE: Unless noted otherwise,
use the standard hardware torque
specification chart.

A-AT43130A



The above parts group applies to the following Mfg. Nos.:

1692923 Ballast Box

Ballast Box

REF NO.	PART NO.	QTY.	DESCRIPTION
1	1700550	1	BALLAST BOX
2	1921176	10	CAPSCREW, Hex Hd, 1/2-13 x 1-1/4
3	1922134	10	NUT, Lock, 1/2-13
4	1960033	2	CLIP, Hairpin
5	1960116	2	PIN, Clevis
6	1718202	1	BRACKET, Mounting

Footnotes:

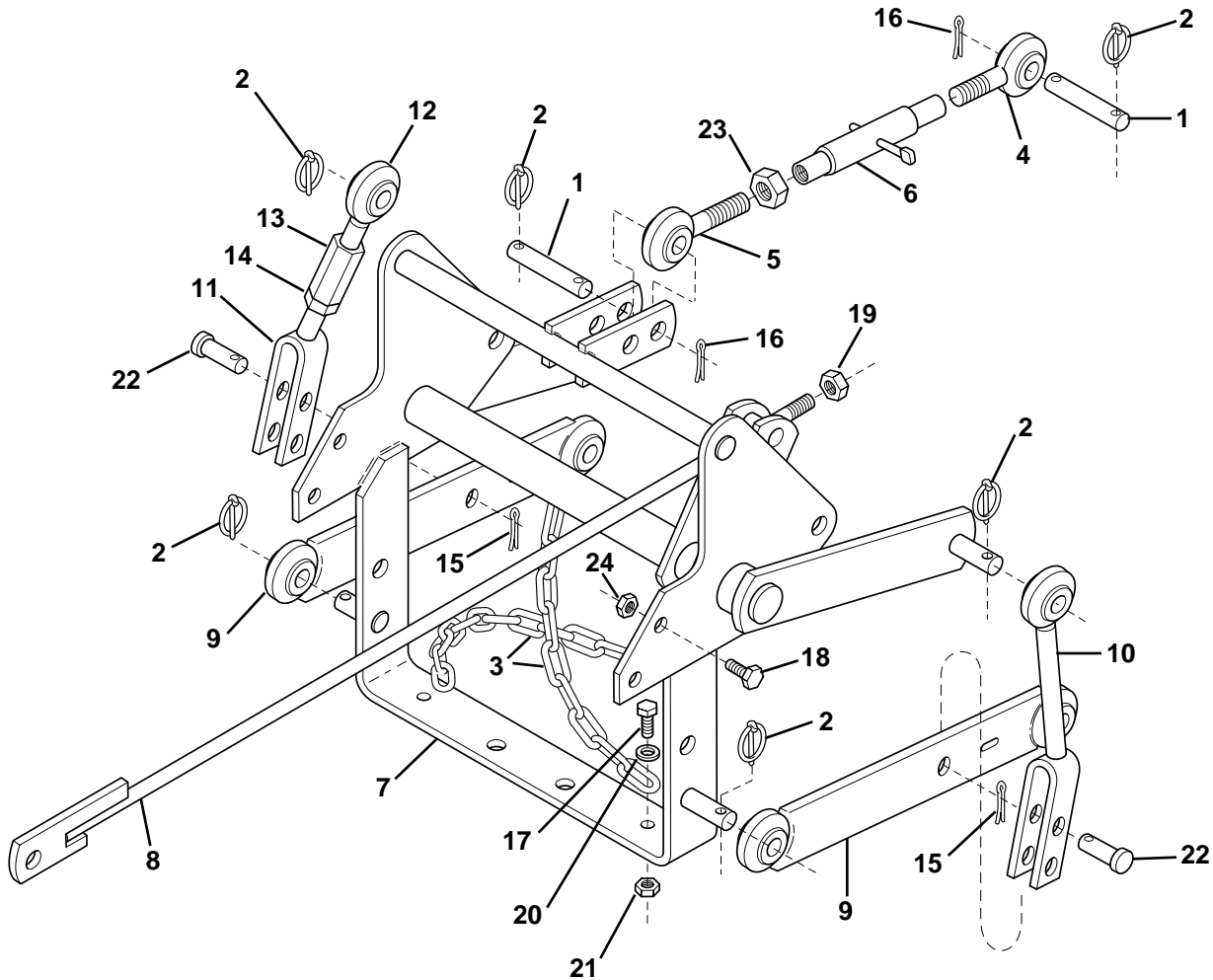
The above parts group applies to the following Mfg. Nos.:

1692923 Ballast Box

3-Point Hitch

NOTE: Unless noted otherwise,
use the standard hardware torque
specification chart.

A-AT43131A



The above parts group applies to the following Mfg. Nos.:

1692928 3-Point Hitch

3-Point Hitch

REF NO.	PART NO.	QTY.	DESCRIPTION
1	171695	2	PIN, Pivot
2	1679697	8	QUICK PIN
3	1700312	2	CHAIN, Sway
4	1700418	1	STUD, Eyelet, LH Thread
5	1700419	1	STUD, Eyelet, RH Thread
6	1700479	1	TUBE ASSEMBLY
7	1716411	1	HITCH ASSEMBLY
8	1716413	1	LIFT ROD ASSEMBLY
9	1716415	2	ARM, Sway
10	1716417	1	CLEVIS ASSEMBLY, LH
11	1716420	1	CLEVIS ASSEMBLY, RH
12	1716422	1	BALL JOINT ASSEMBLY, Upper RH
13	1716425	1	TURNBUCKLE
14	1922014	1	NUT, Hex Jam, 5/8-18
15	1918452	2	PIN, Cotter, 1/4 x 1
16	1918461	2	PIN, Cotter, 1/4 x 1-1/2
17	1920415	2	CAPSCREW, Hex Hd, 3/8-16 x 1-1/4
18	1921176	6	CAPSCREW, Hex Hd, 1/2-13 x 1-1/4
19	1922134	1	NUT, Lock, 1/2-13
20	1924940	2	WASHER, 3/8
21	1930651	2	NUT, Hex Lock, 3/8-16
22	1960038	2	PIN, Clevis, 5/8 x 2-1/4
23	1960297	1	NUT, Hex Jam, 3/4-10
24	1960355	6	NUT, Hex Lock, 1/2-13

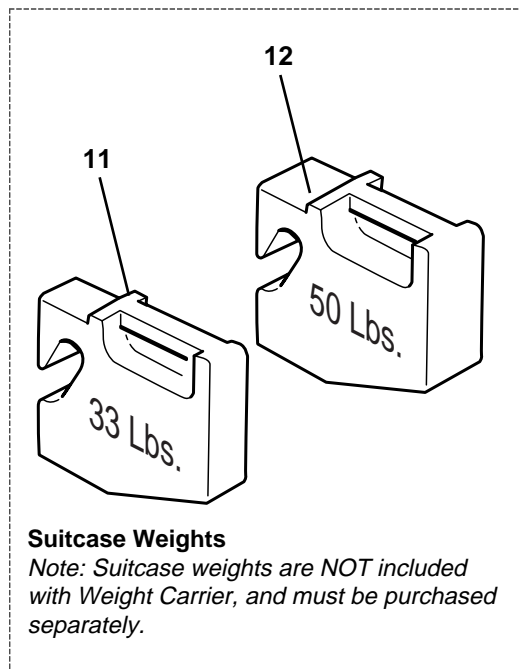
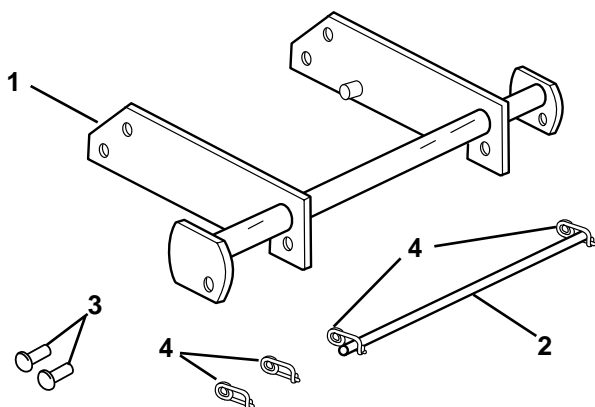
Footnotes:

The above parts group applies to the following Mfg. Nos.:

1692928 3-Point Hitch

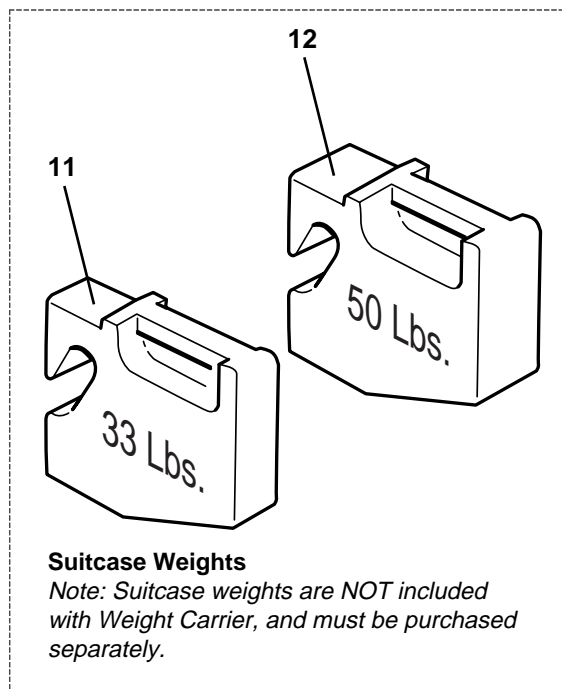
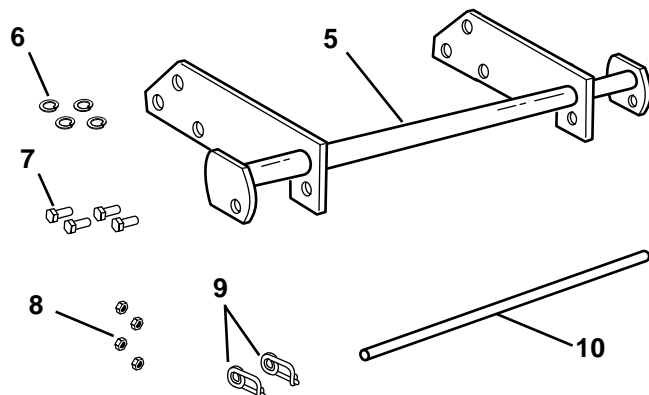
Front Weight Carrier

NOTE: Unless noted otherwise, use the standard hardware torque specification chart.



Rear Weight Carrier

NOTE: Unless noted otherwise, use the standard hardware torque specification chart.



The above parts group applies to the following Mfg. Nos.:

1691319 33# Suitcase Weights
 1692939 50# Suitcase Weights

1692940 Front Weight Carrier
 1692941 Rear Weight Carrier

Front & Rear Weight Carriers, & Suitcase Weights

REF NO.	PART NO.	QTY.	DESCRIPTION
1	1717630	1	HITCH (Front)
2	1700004	1	ROD, Locking (Front)
3	1960038	2	PIN, Clevis, 5/8 x 2-1/4
4	176012	4	CLIPS, Safety (Front)
5	1717631	1	HITCH (Rear)
6	1916966	4	WASHER, Lock, 1/2 (Rear)
7	1920328	4	CAPSCREW, Hex Hd, 1/2-13 x 1-1/2 (Rear)
8	1916951	4	NUT, Hex, 1/2-13 (Rear)
9	176012	2	CLIP, Safety (Rear)
10	1717628	1	ROD, Locking (Rear)
11*	1691319	A/R	WEIGHT, Suitcase, 33 Lbs.
12*	1692939	A/R	WEIGHT, Suitcase, 50 Lbs.

Footnotes:

* Suitcase weights are NOT included with weight carriers, and have no servicable parts.

Order Suitcase Weights as a complete unit from Whole Goods (Part No. 33 Lbs - 1691319; 50 Lbs - 1692939).

The above parts group applies to the following Mfg. Nos.:

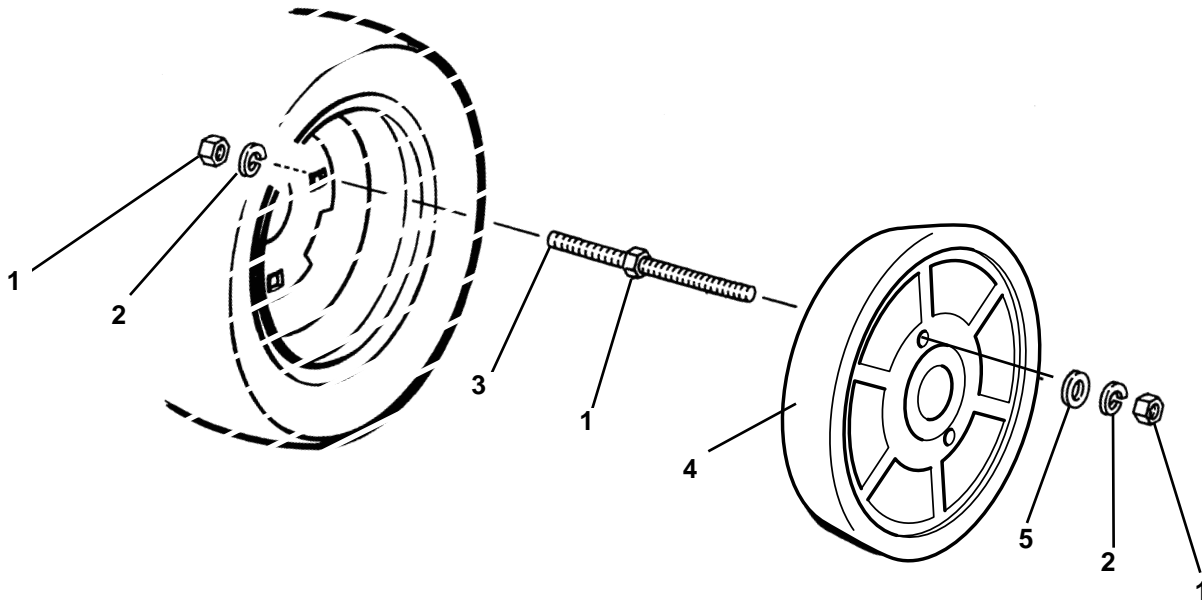
1691319 33# Suitcase Weights
1692939 50# Suitcase Weights

1692940 Front Weight Carrier
1692941 Rear Weight Carrier

Rear Wheel Weight

NOTE: Unless noted otherwise, use the standard hardware torque specification chart.

A-AT43133A



The above parts group applies to the following Mfg. Nos.:

1693160 Rear Wheel Weight

Rear Wheel Weight

REF NO.	PART NO.	QTY.	DESCRIPTION
1	*	3	NUT, Hex
2	*	2	WASHER, Lock
3	*	2	ROD, Threaded
4	*	1	WEIGHT
5	*	1	WASHER

Footnotes:

*** Not a Servicable Part.**

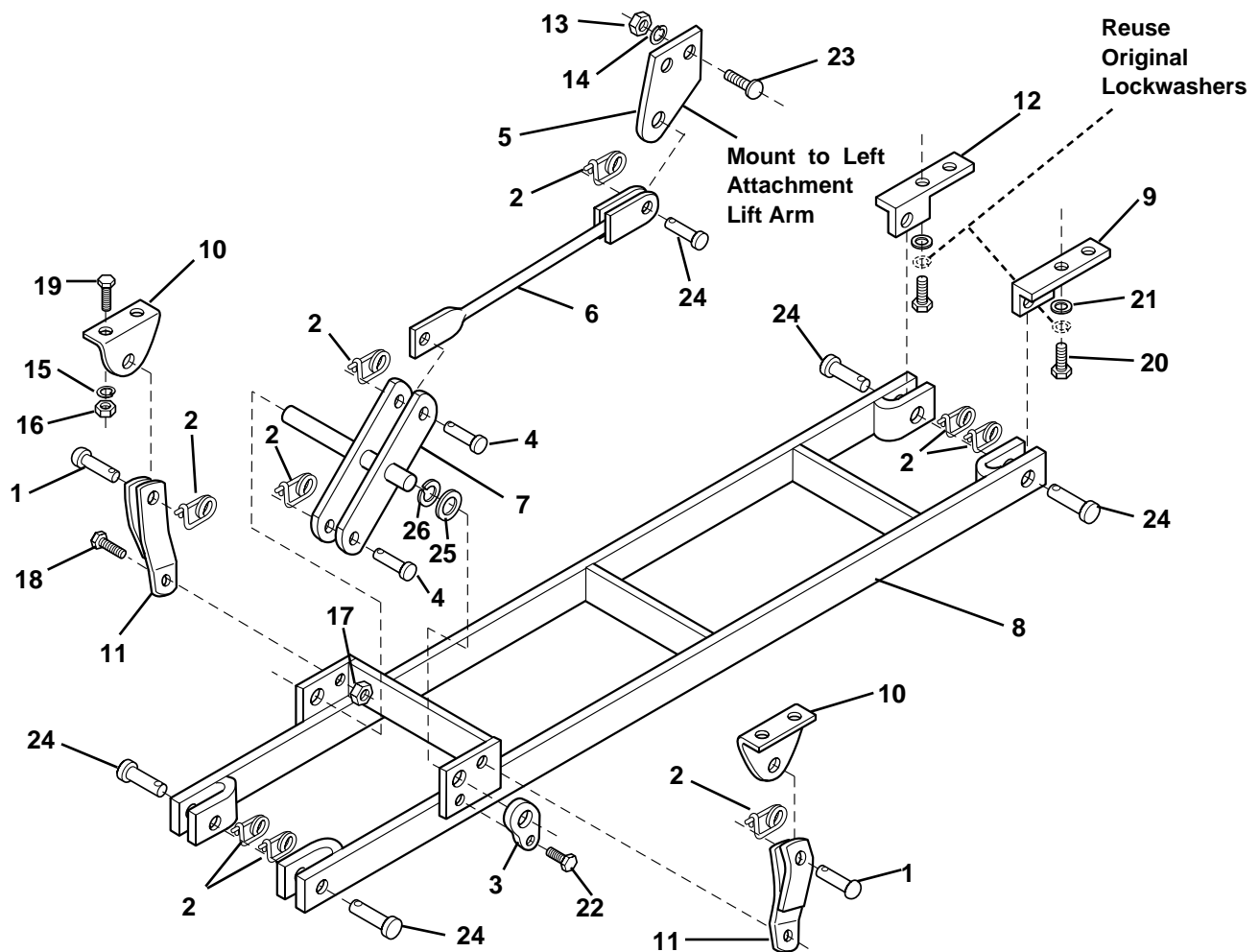
The above parts group applies to the following Mfg. Nos.:

1693160 Rear Wheel Weight

Ladder Sub-Frame Hitch

A-AT43134A

NOTE: Unless noted otherwise,
use the standard hardware torque
specification chart.



The above parts group applies to the following Mfg. Nos.:

1693175 Ladder Sub-Frame Hitch

Ladder Sub-Frame Hitch

REF NO.	PART NO.	QTY.	DESCRIPTION
1	102004	2	PIN, Round Hd Clevis, 1/2 x 1-1/2
2	176012	9	CLIP, Safety
3	1670728	2	BEARING, Lift Shaft
4	1711773	2	PIN, Flat Hd Clevis, 1/2 x 2
5	1716359	1	ARM, Lift
6	1716394	1	LIFT ROD ASSEMBLY
7	1716490	1	SHAFT & LIFT ARM ASSEMBLY
8	1716491	1	HITCH ASSEMBLY
9	1716493	1	ANCHOR ASSEMBLY, LH
10	1716922	2	BRACKET, Front
11	1716925	2	BRACKET, Hanger
12	1717462	1	ANCHOR ASSEMBLY, RH
13	1916950	2	NUT, Hex, 3/8-16
14	1916965	2	WASHER, Lock, 3/8
15	1917356	4	WASHER, Lock, 5/16
16	1917372	4	NUT, Hex, 5/16-18
17	1919439	2	NUT, Hex Nylon Lock, 3/8-16
18	1921210	2	CAPSCREW, Hex Hd, 3/8-16 x 1
19	1921977	4	CAPSCREW, Hex Hd, 5/16-18 x 1-1/4
20	1922664	4	CAPSCREW, Hex Hd, 5/8-11 x 2
21	1924366	4	WASHER, 5/8
22	1931202	2	CAPSCREW, Hex Washer Hd, Taptite, 5/16-18 x 1-1/4
23	1931350	2	CARRIAGE BOLT, 3/8-16 x 1
24	1960038	5	PIN, Clevis, 5/8 x 2-1/4
25	1960201	2	Washer, 1.0
26	1960338	2	RING, Retaining, #10

Footnotes:

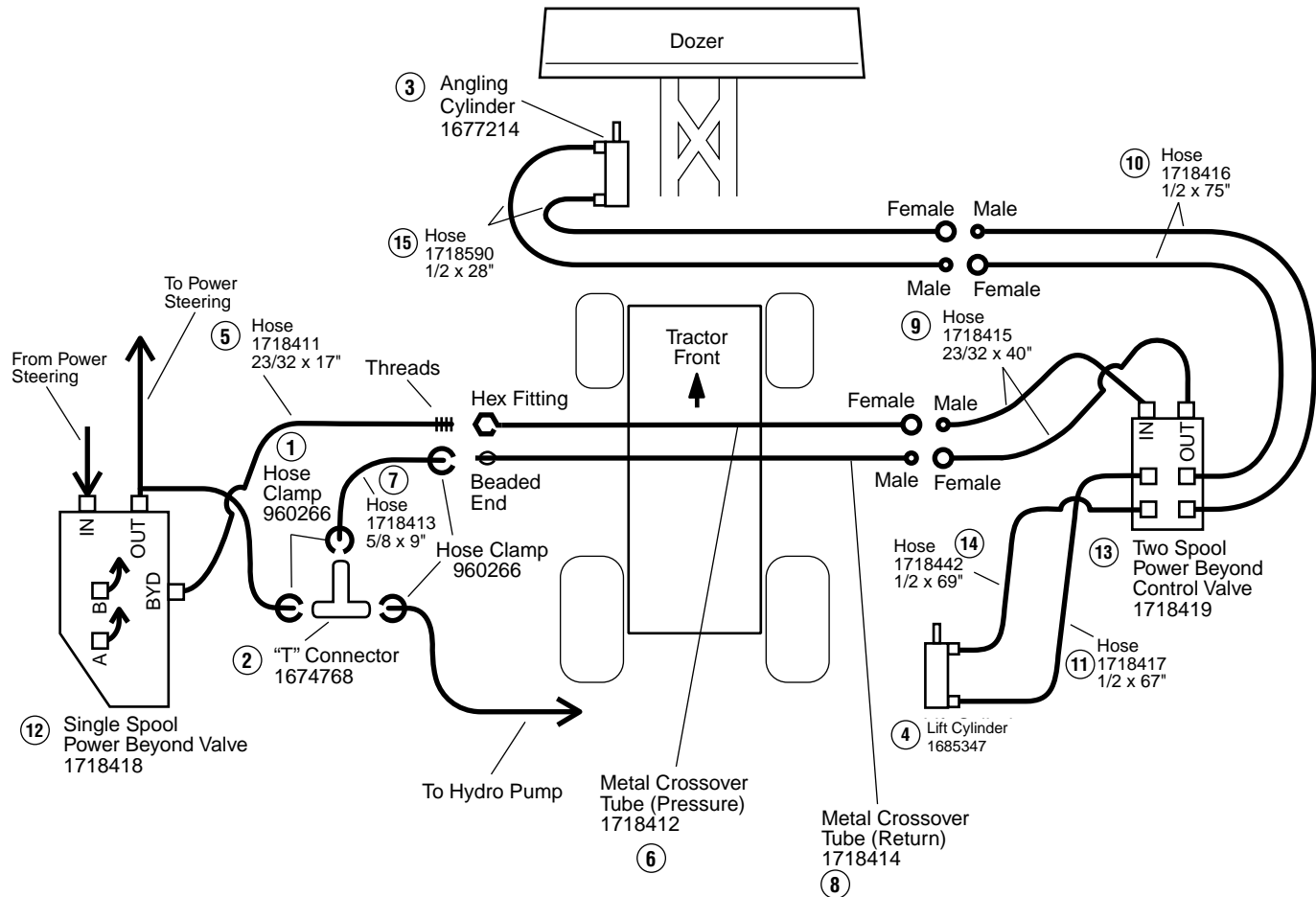
The above parts group applies to the following Mfg. Nos.:

1693175 Ladder Sub-Frame Hitch

Hydraulic Lift & Angling Kit - Hydraulic System Diagram

A-AT43135A

NOTE: Unless noted otherwise,
use the standard hardware torque
specification chart.



The above parts group applies to the following Mfg. Nos.:

1693238 Hydraulic Lift & Angling Kit

Hydraulic Lift & Angling Kit - Hydraulic System Diagram

REF NO.	PART NO.	QTY.	DESCRIPTION
1	960266	4	CLAMP, Hose, Worm
2	1674768	1	FITTING, Hose, Tee
3	1677214	1	CYLINDER, Angling
4	1685347	1	CYLINDER, Lift
5	1718411	1	HOSE ASSEMBLY, 23/32" x 17"
6	1718412	1	PRESSURE TUBE ASSEMBLY
7	1718413	1	HOSE, Hydraulic 3/8" ID x 9"
8	1718414	1	RETURN TUBE ASSEMBLY
9	1718415	2	HOSE, Hydraulic, 23/32" x 40"
10	1718416	2	HOSE, Hydraulic, 1/2" x 75"
11	1718417	1	HOSE, Hydraulic, 1/2" x 67"
12	1718418	1	CONTROL VALVE, Single Spool, Power Beyond
13	1718419	1	CONTROL VALVE, Two Spool, Power Beyond
14	1718442	1	HOSE, Hydraulic, 1/2 x 69"
15	1718590	2	HOSE, Hydraulic, 1/2" x 28"

Footnotes:

Refer to Hydraulic System Diagram, Control Tower Group and Cylinder Mounting Group for Additional Part Numbers and Locations.

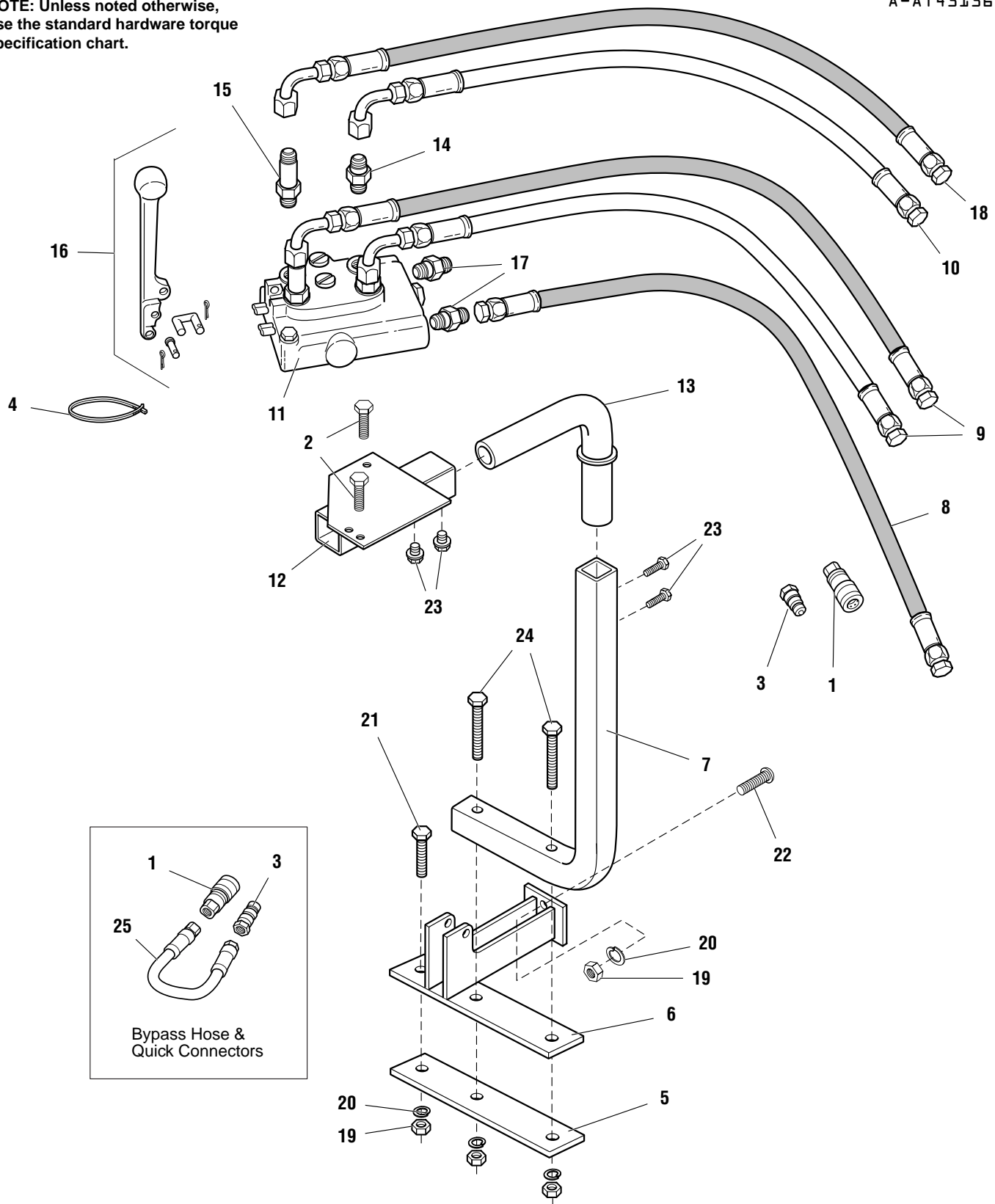
The above parts group applies to the following Mfg. Nos.:

1693238 Hydraulic Lift & Angling Kit

Hydraulic Lift & Angling Kit - Control Tower Group

A-AT43136A

NOTE: Unless noted otherwise, use the standard hardware torque specification chart.



The above parts group applies to the following Mfg. Nos.:

1693238 Hydraulic Lift & Angling Kit

Hydraulic Lift & Angling Kit - Control Tower Group

REF NO.	PART NO.	QTY.	DESCRIPTION
1	173358	5	QUICK CONNECTOR, Female Nose Piece Assembly
2	1960571	2	CAPSCREW, Hex Washer Hd, Taptite, 1/4-20 X 1-3/4
3	173359	5	QUICK CONNECTOR, Male Nose Piece Assembly
4	1701011	6	TIE, Self-Locking
5	1717642	1	PLATE, Clamp, 5/16
6	1717645	1	SUPPORT ASSEMBLY
7	1717648	1	TOWER ASSEMBLY
8	1718415	2	HOSE, Hydraulic, 23/32" x 40"
9	1718416	2	HOSE, Hydraulic, 1/2" x 75"
10	1718417	1	HOSE, Hydraulic, 1/2" x 67"
11	1718419	1	CONTROL VALVE, Two Spool, Power Beyond
12	1718429	1	PLATE ASSEMBLY, Control Valve Mounting
13	1718431	1	TUBE ASSEMBLY, Control Tower Pivot
14	922522	2	FITTING, Tube, Male, Short
15	931230	2	FITTING, Tube, Male, Tall
16	1718434	1	KIT, Control Lever & Pin
17	1718435	2	FITTING, Tube, Male
18	1718442	1	HOSE, Hydraulic, 1/2 x 69"
19	1916951	5	NUT, Hex, 1/2-13
20	1916966	5	WASHER, Lock, 1/2
21	1960286	1	CAPSCREW, Hex Hd, 1/2-13 X 3-1/2
22	1920328	2	CAPSCREW, Hex Hd, 1/2-13 x 1-1/2
23	1921332	4	CAPSCREW, Hex Hd, 5/16-18 X 3/4
24	1926159	2	CAPSCREW, Hex Hd, 1/2-13 x 5, Gr 8
25	1718578	1	HOSE, Hydraulic, 1/2" x 11"

Footnotes:

Refer to Hydraulic System Diagram, Control Tower Group and Cylinder Mounting Group for Additional Part Numbers and Locations.

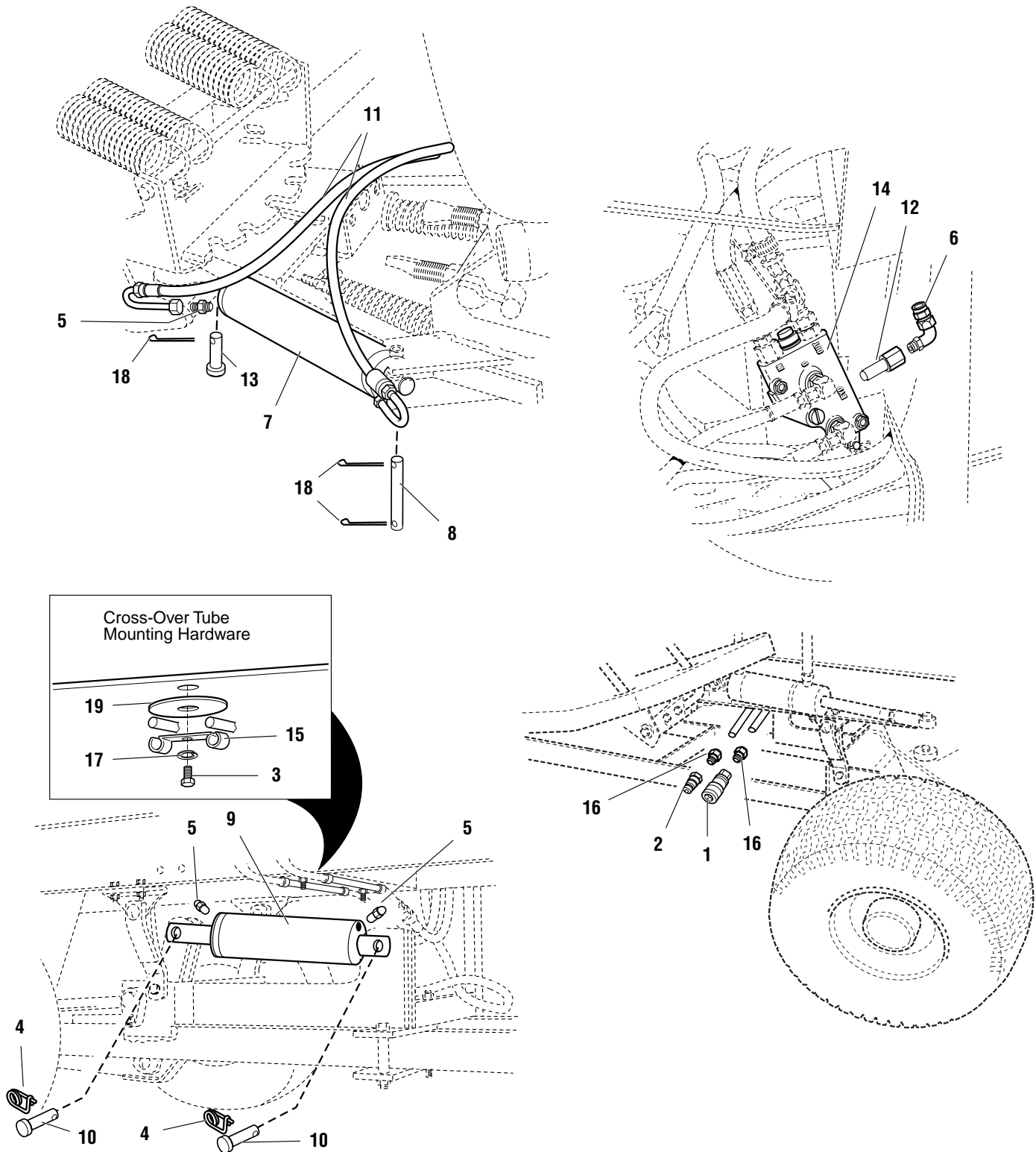
The above parts group applies to the following Mfg. Nos.:

1693238 Hydraulic Lift & Angling Kit

Hydraulic Lift & Angling Kit - Cylinder Mounting Group

A-AT43137A

NOTE: Unless noted otherwise,
use the standard hardware torque
specification chart.



The above parts group applies to the following Mfg. Nos.:

1693238 Hydraulic Lift & Angling Kit

Hydraulic Lift & Angling Kit - Cylinder Mounting Group

REF NO.	PART NO.	QTY.	DESCRIPTION
1	1718434	1	LEVER ASSEMBLY
2	1701011	3	TIE, Self-Locking
3	919171	2	FITTING, Cylinder, Male
4	1685347	1	CYLINDER, Lift
5	176012	2	CLIP, Safety
6	1711773	2	PIN, Clevis
7	1717645	1	SUPPORT ASSEMBLY
8	1718417	1	HOSE, Hydraulic, 1/2" x 67"
9	1718442	1	HOSE, Hydraulic, 1/2 x 69"
10	931230	1	FITTING, Tube, Male, Tall
11	922522	1	FITTING, Tube, Male, Short
12	1718419	1	VALVE ASSEMBLY, Two-Spool
13	1920328	2	CAPSCREW, Hex Hd, 1/2-13 x 1-1/2
14	1916966	2	WASHER, Lock, 1/2
15	1916951	2	NUT, Hex, 1/2-13

Footnotes:

Refer to Hydraulic System Diagram, Control Tower Group and Cylinder Mounting Group for Additional Part Numbers and Locations.

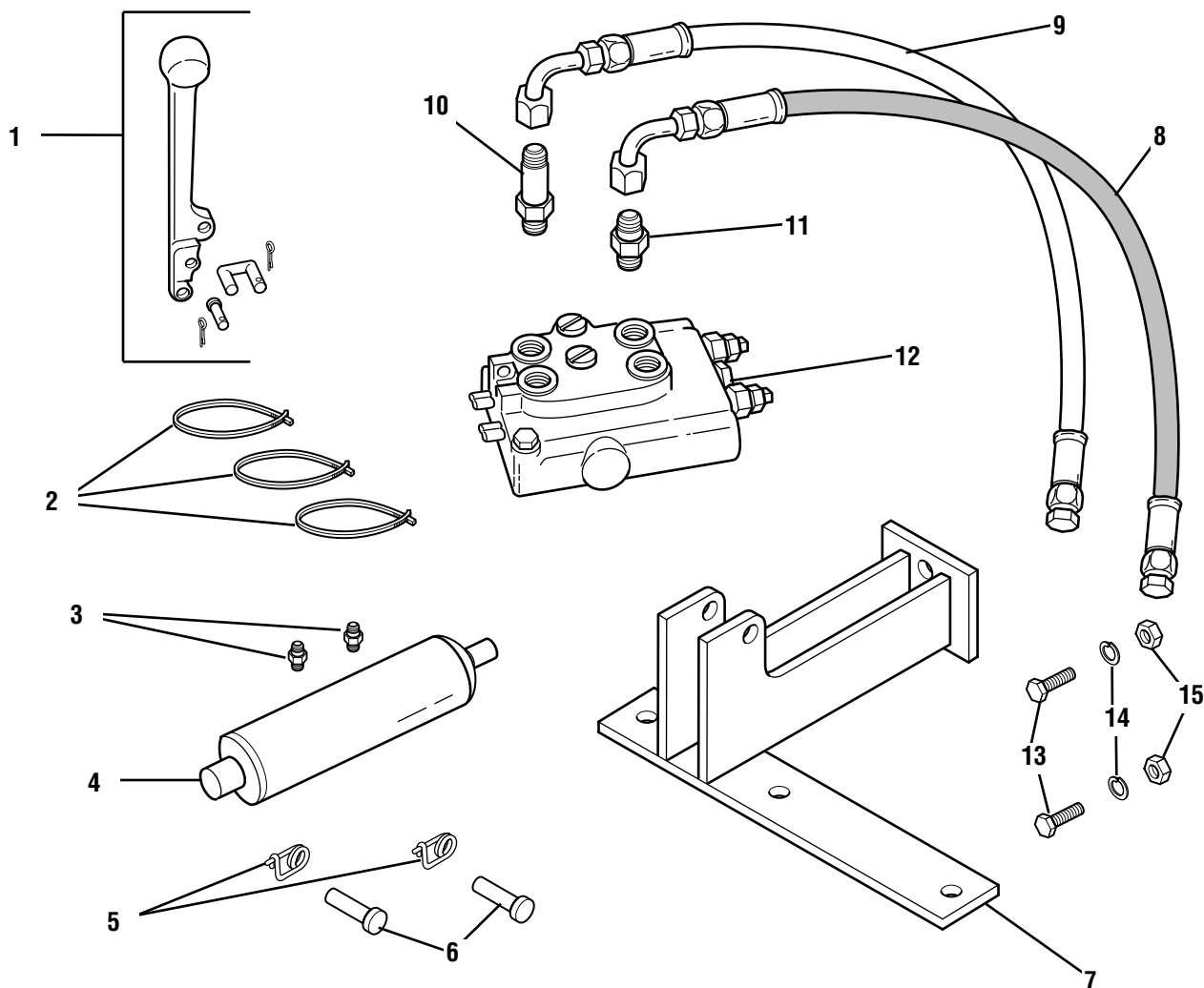
The above parts group applies to the following Mfg. Nos.:

1693238 Hydraulic Lift & Angling Kit

Auxilliary Hydraulic Lift Kit

A-AT43138A

NOTE: Unless noted otherwise,
use the standard hardware torque
specification chart.



The above parts group applies to the following Mfg. Nos.:

1693239 Auxilliary Hydraulic Lift Kit

Auxilliary Hydraulic Lift Kit

REF NO.	PART NO.	QTY.	DESCRIPTION
1	173358	5	QUICK CONNECTOR, Female Nose Piece Assembly
2	173359	5	QUICK CONNECTOR, Male Nose Piece Assembly
3	1960373	2	CAPSCREW, Hex Washer Hd, Taptite, 5/16-18 X 1
4	176012	2	CLIP, Safety
5	919171	4	FITTING, Cylinder, Male
6	922523	1	FITTING, Elbow
7	1677214	1	CYLINDER, Angling
8	1700394	1	PIN, Cylinder, 5/8
9	1685347	1	CYLINDER, Lift
10	1711773	2	PIN, Clevis, 1/2 x 2
11	1718590	2	HOSE, Hydraulic, 1/2" x 28"
12	1717647	1	FITTING, Pressure Beyond Port
13	1960277	1	PIN, Yoke
14	1718418	1	CONTROL VALVE, Single Spool, Power Beyond
15	1718420	2	CLAMP, Metal Cross Over Tube Retaining
16	1718436	2	FITTING, Tube, Male
17	1917356	2	WASHER, Lock, 5/16
18	1918452	3	PIN, Cotter
19	1920283	2	WASHER, 5/16

Footnotes:

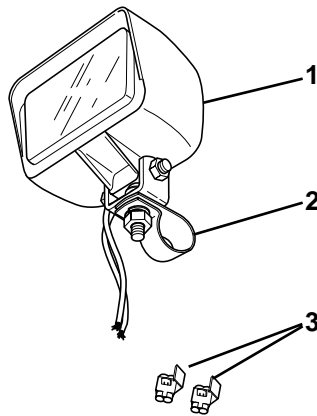
The above parts group applies to the following Mfg. Nos.:

1693239 Auxilliary Hydraulic Lift Kit

Rear Light Kit

NOTE: Unless noted otherwise,
use the standard hardware torque
specification chart.

A-AT43139A



The above parts group applies to the following Mfg. Nos.:

1693206 Rear Light Kit

Rear Light Kit

REF NO.	PART NO.	QTY.	DESCRIPTION
1	1717636	1	LIGHT ASSEMBLY
2	1717635	1	CLAMP
3	*	2	CONNECTORS, Splice

Footnotes:

* Not a Servicable Part.

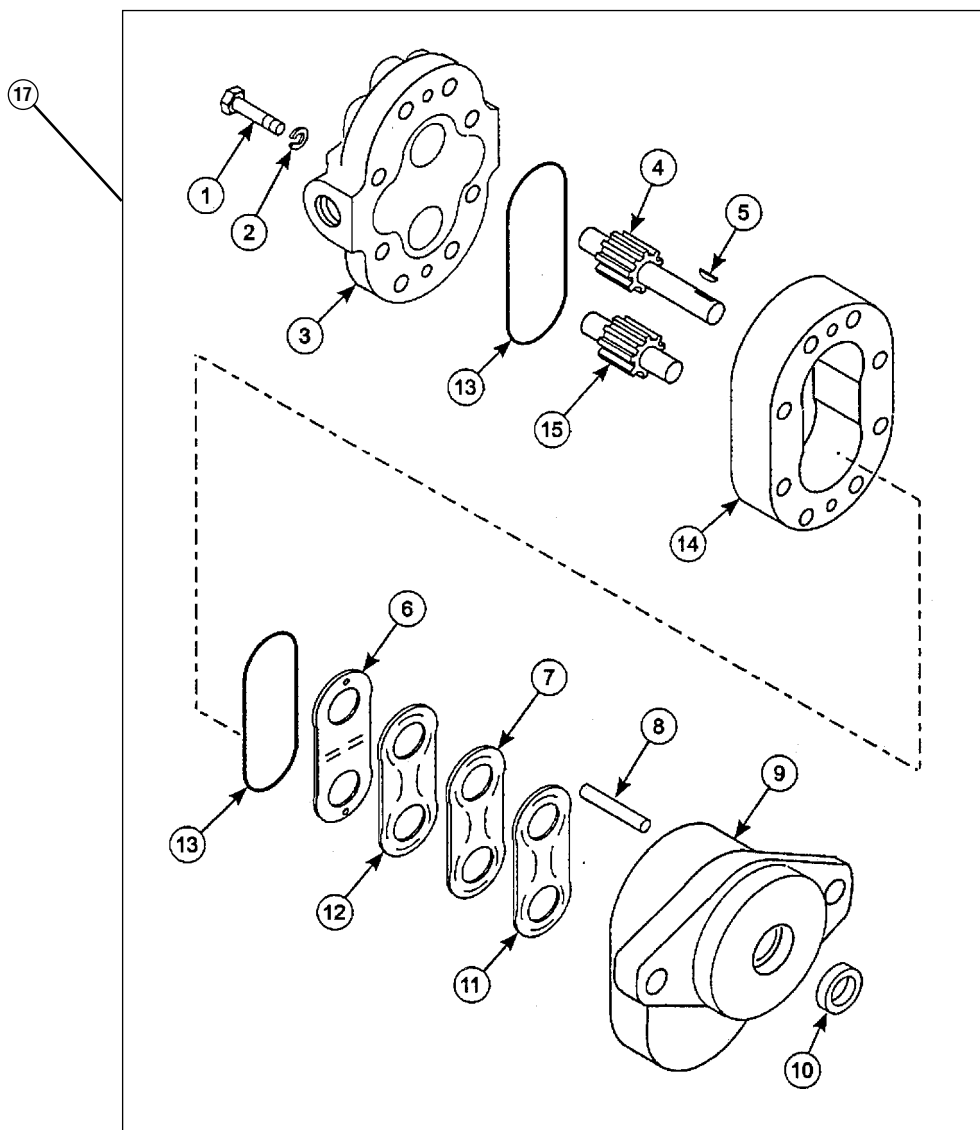
The above parts group applies to the following Mfg. Nos.:

1693206 Rear Light Kit

SERVICE PARTS - Hydraulic Gear Pump (1700493)

A-AT43140A

NOTE: Unless noted otherwise,
use the standard hardware torque
specification chart.



The above parts group applies to the following Mfg. Nos.:

1692932 Front End Loader

SERVICE PARTS - Hydraulic Gear Pump (1700493)

REF NO.	PART NO.	QTY.	DESCRIPTION
1	*	8	CAPSCREW
2	*	8	LOCKWASHER
3	*	1	COVER, Rear
4	*	1	GEAR, Drive
5	*	1	WOODRUFF KEY
6	**	1	WEAR PLATE
7	**	1	PAPER GASKET
8	*	2	ROD, Alignment
9	*	1	COVER, Front
10	**	1	SEAL, Rotary
11	**	1	SEAL, Rubber V
12	**	1	HEAT SHIELD, Phenolic
13	**	2	O-RING
14	*	1	CENTER SECTION
15	*	1	GEAR, Driven
16	1700544	1	SEAL KIT (Contains items 6, 7, 10, 11, 12, & 13)
17	1700493	1	GEAR PUMP ASSEMBLY - COMPLETE (Contains items 1-16)

Footnotes:

* Not Serviced Separately.

** Contained in Seal Kit 1700544 (Ref. No. 16)

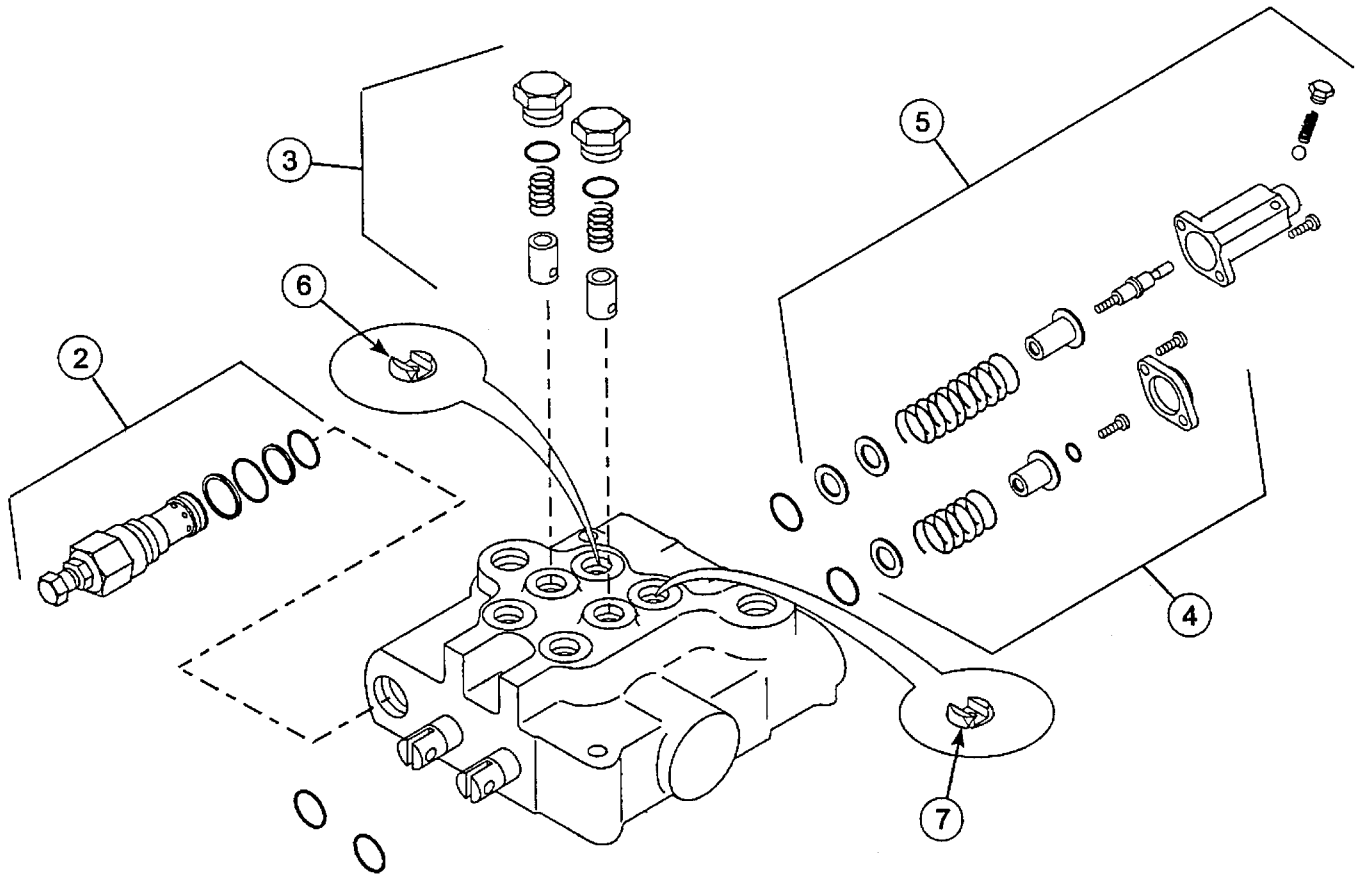
The above parts group applies to the following Mfg. Nos.:

1692932 Front End Loader

SERVICE PARTS - Hydraulic Valve Assembly (1700502)

A-AT43141A

NOTE: Unless noted otherwise,
use the standard hardware torque
specification chart.



The above parts group applies to the following Mfg. Nos.:

1692932 Front End Loader

SERVICE PARTS - Hydraulic Valve Assembly (1700502)

REF NO.	PART NO.	QTY.	DESCRIPTION
1	1700495	1	KIT, Seal Repair (Contains items 9, 27, 31, 33, & 36)
2	1704148	1	KIT, Pilot Relief Valve (Contains items 29, 30, 31, 32, & 33)
3	1700545	1	KIT, Load Check (Contains items 25, 26, & 28)
4	1700642	1	KIT, Spring Centering (Contains items 11, 12, 13, 14, & 15)
5	1700641	1	KIT, Detent Spring Centering (Contains items 17, 18, 19, 20, 21, 22, 23, & 24)
6	1700837	1	RESTRICTOR PLATE, One-Way, .109
7	1700838	1	RESTRICTOR PLATE, Two-Way, .062

Footnotes:

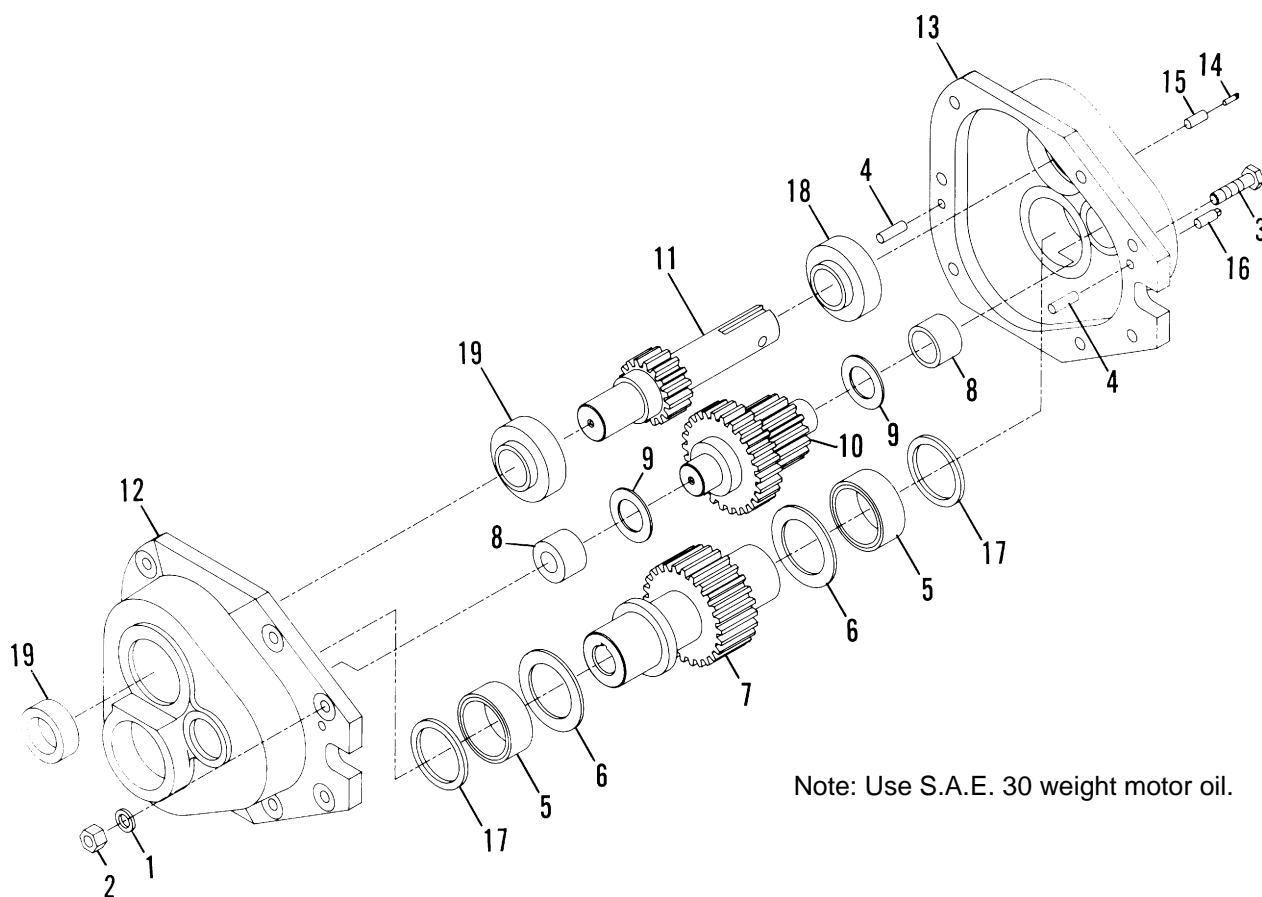
The above parts group applies to the following Mfg. Nos.:

1692932 Front End Loader

SERVICE PARTS - Snowthrower Gearbox (1709625)

A-AT43142A

NOTE: Unless noted otherwise,
use the standard hardware torque
specification chart.



The above parts group applies to the following Mfg. Nos.:

1692942 47" Two Stage Snowthrower

SERVICE PARTS - Snowthrower Gearbox (1709625)

REF NO.	PART NO.	QTY.	DESCRIPTION
1	1917356	7	LOCKWASHER, 5/16 regular
2	1917372	7	NUT, Hex, 5/16-18
3	1921977	7	CAPSCREW, Hex Hd, 5/16-18 x 1-1/4
4	917554	2	PIN, Dowel, 1/4 x 1/2
5	1709626	2	BEARING, 1-1/2 x 1-7/8 x 3/4
6	1709627	2	THRUST RACE, Bearing, .090 thick
7	1709628	1	GEAR, Output
8	1709629	2	BEARING, 7/8 x BG-1/8 x 3/4
9	1709630	2	THRUST RACE, Bearing .060 thick
10	1709631	1	GEAR, Idler
11	1709632	1	GEAR, Input
12	1709633	1	GEARBOX, Snowthrower-Front
13	1709634	1	GEARBOX, Snowthrower-Rear
14	1709635	1	VENT, Relief
15	901825	1	FITTING, Reducer, 1/4 Male x 1/8 Female
16	901652	1	PLUG, Pipe Square Hd, 1/4 NPT
17	1709636	2	SEAL, Oil
18	1709637	1	BEARING, Ball, 1.00 bore w/o collar
19	1709638	1	BEARING, Ball, 1.00 bore w/collar

Footnotes:

Note: Use S.A.E. 30 weight motor oil.

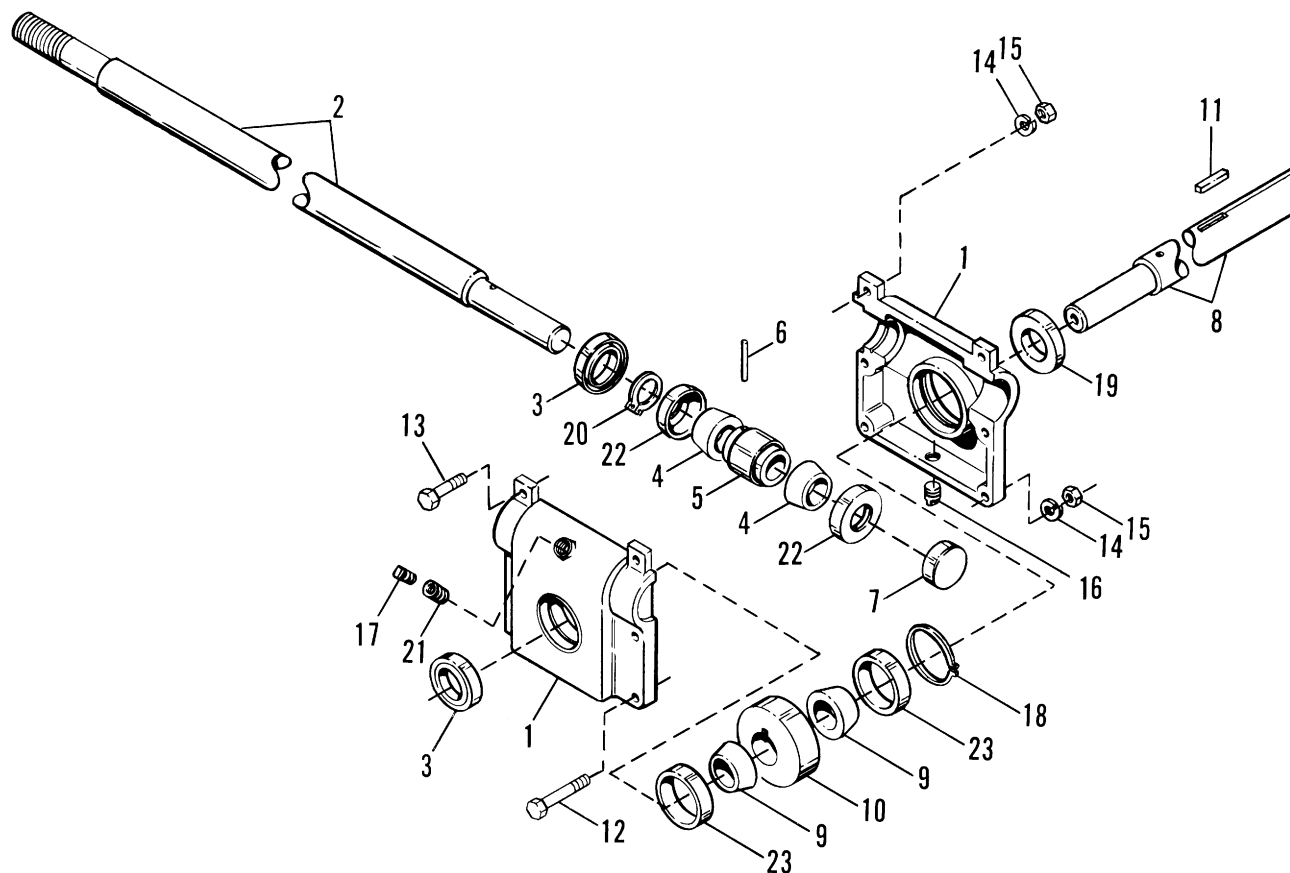
The above parts group applies to the following Mfg. Nos.:

1692942 47" Two Stage Snowthrower

SERVICE PARTS - Snowthrower Auger Gearbox & Shaft (1709662)

A-AT43143A

NOTE: Unless noted otherwise,
use the standard hardware torque
specification chart.



The above parts group applies to the following Mfg. Nos.:

1692942 47" Two Stage Snowthrower

SERVICE PARTS - Snowthrower Auger Gearbox & Shaft (1709662)

REF NO.	PART NO.	QTY.	DESCRIPTION
1	1709663	1	CASE, Gearbox (2-halves)
2	1709664	1	SHAFT, Input
3	1709665	2	SEAL, Oil
4	1709666	2	BEARING, Roller
5	1709667	1	WORM
6	917557	1	PIN, Dowel, 1/4 x 1-1/8
7	1709668	1	PLUG, 2" Dia. x 11/32
8	1709669	1	SHAFT, Output
9	1709670	2	BEARING, Roller
10	1709671	1	GEAR, Worm
11	928712	1	KEY, 1/4 x 1/4 x 5/8
12	1921719	4	CAPSCREW, Hex Hd, 5/16-18 x 2-1/2
13	1921977	2	CAPSCREW, Hex Hd, 5/16-18 x 1-1/4
14	1917356	6	LOCKWASHER, 5/16 Regular
15	1917372	6	NUT, Hex, 5/16-18
16	1709635	1	VENT, Relief
17	901652	1	PLUG, Pipe Square Hd, 1/4 NPT
18	1709672	1	RING, Retaining
19	1709673	1	SEAL, Oil, 1.0 ID x 2.0 OD
20	1709674	1	RING, Retaining
21	901825	1	FITTING, Reducer, 1/4 Male x 1/8 Female
22	1709675	2	RACE, Bearing
23	1709676	2	RACE, Bearing, 1-31/32 OD x 3/8 W

Footnotes:

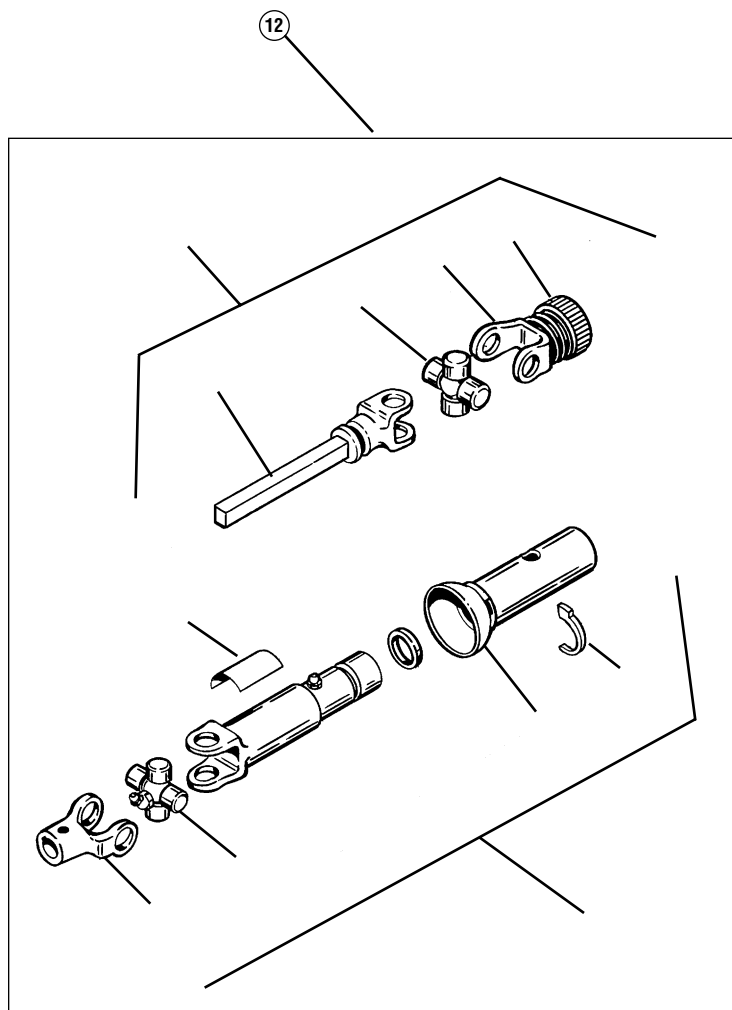
The above parts group applies to the following Mfg. Nos.:

1692942 47" Two Stage Snowthrower

SERVICE PARTS - Snowthrower Drive Shaft (1717484)

A-AT43144A

NOTE: Unless noted otherwise,
use the standard hardware torque
specification chart.



The above parts group applies to the following Mfg. Nos.:

1692934 46" Single Stage Snowthrower
1692942 47" Two Stage Snowthrower

SERVICE PARTS - Snowthrower Drive Shaft (1717484)

REF NO.	PART NO.	QTY.	DESCRIPTION
1	1709346	1	JOINT & SHAFT ASSEMBLY, w/guard (Incl Ref. Nos. 2-9; Qty.1 ea. of Ref. nos. 5 & 7)
2	1709356	1	DECAL, Warning
3	1685480	1	REPAIR KIT, Spring Lock
4	1709350	1	YOKE ASSEMBLY, Spring-Lock
5	1679003	1	CROSS & BEARING KIT
6	1709351	1	YOKE & SHAFT ASSEMBLY
7	1709352	1	REPAIR KIT, Nylon
8	1709353	1	DECAL, Warning
9	1709354	1	GUARD, Outer
10	1709348	1	JOINT & TUBE ASSEMBLY, w/guard (Incl.Ref.nos.5-Qty.1; 7-Qty.1; & 11-15)
11	1709358	1	YOKE
12	1717484	1	DRIVE SHAFT ASSEMBLY (Complete)

Footnotes:

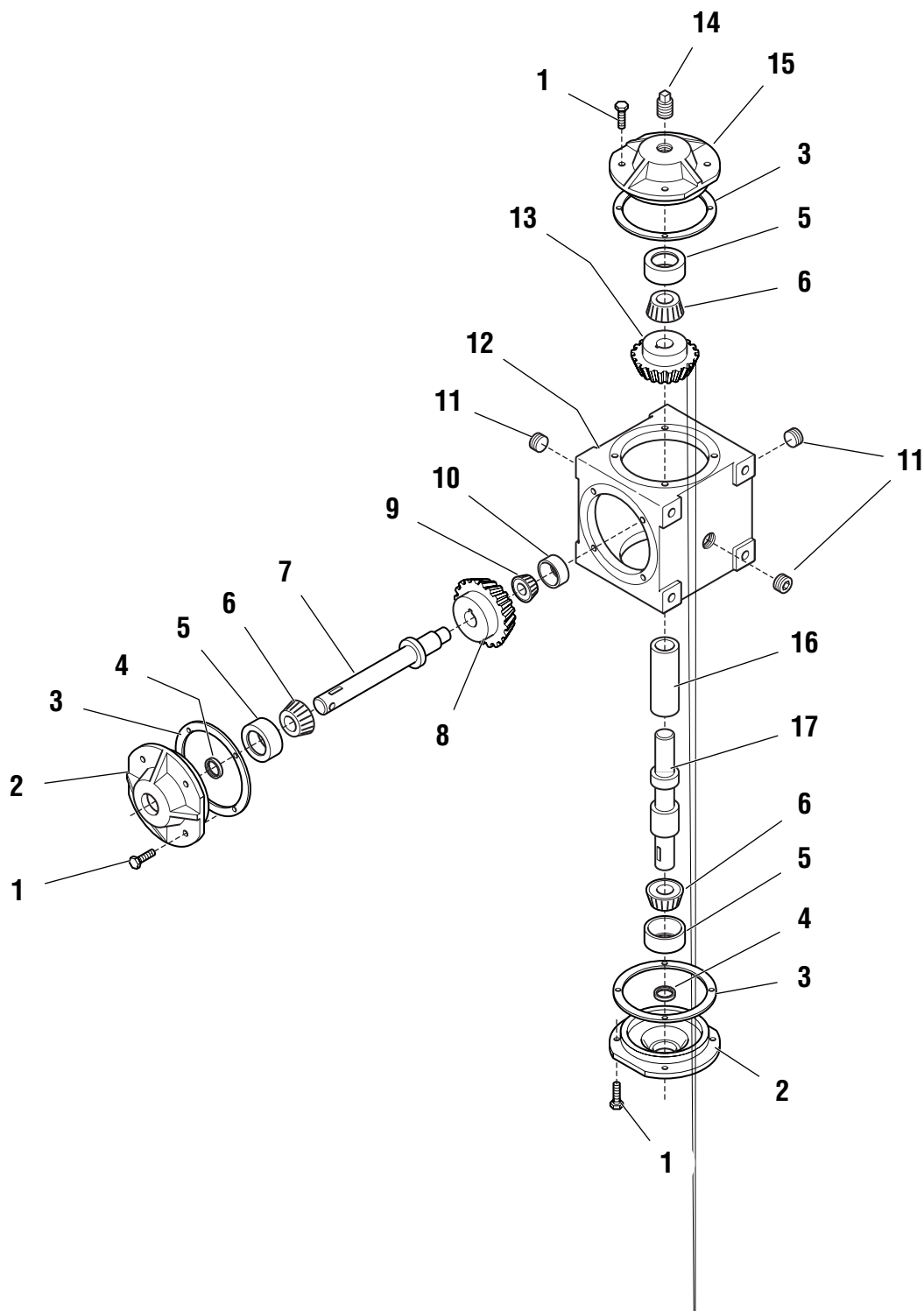
The above parts group applies to the following Mfg. Nos.:

1692934 46" Single Stage Snowthrower
1692942 47" Two Stage Snowthrower

SERVICE PARTS - Snowthrower Right Angle Gearbox (1717547)

A-AT43145A

NOTE: Unless noted otherwise,
use the standard hardware torque
specification chart.



The above parts group applies to the following Mfg. Nos.:

1692934 46" Single Stage Snowthrower

SERVICE PARTS - Snowthrower Right Angle Gearbox (1717547)

REF NO.	PART NO.	QTY.	DESCRIPTION
1	1930591	12	CAPSCREW, Hex Flange Hd, Whiz Lock, 5/16-18 x 3/4
2	1700894	2	CAP, Thru
3	1700895	A/R	GASKET, 0.015
3	1700896	A/R	GASKET, 0.005
3	1700897	A/R	GASKET, 0.003
4	118118	2	SEAL, Shaft, 1 x 1-1/2 x 5/16
5	170836	3	BEARING, Cup
6	170835	3	BEARING, Cone
7	1718550	1	SHAFT, Gearbox
8	1719203	1	GEAR
9	1700902	1	BEARING, Cone
10	1700903	1	BEARING, Cup
11	1716790	3	PLUG, Pipe, Hex Socket Hd
12	1700889	1	HOUSING, Gearbox
13	1718557	1	GEAR (Used with Rev. 1 & 2 Only) *
13	1719204	1	GEAR (Used with Rev. 3 Only) *
14	1716790	1	PLUG, Pipe, Sqr Hd (Used with Rev. 3 Only)
15	1700904	1	CAP, Blank
16	1718554	1	SPACER, Gearbox (Used with Rev. 1 & 2 Only) *
17	1718552	1	SHAFT (Used with Rev. 1 & 2 Only) *
17	1719205	1	SHAFT (Used with Rev. 3) *

Footnotes:

* "Rev. #" refers to the configuration of the gear box. The Rev. Number is located on the ID tag on the side of the gear box. On Rev. 3 gear boxes the spacer (item 16) was eliminated and gear (item 13) was lengthened to compensate.

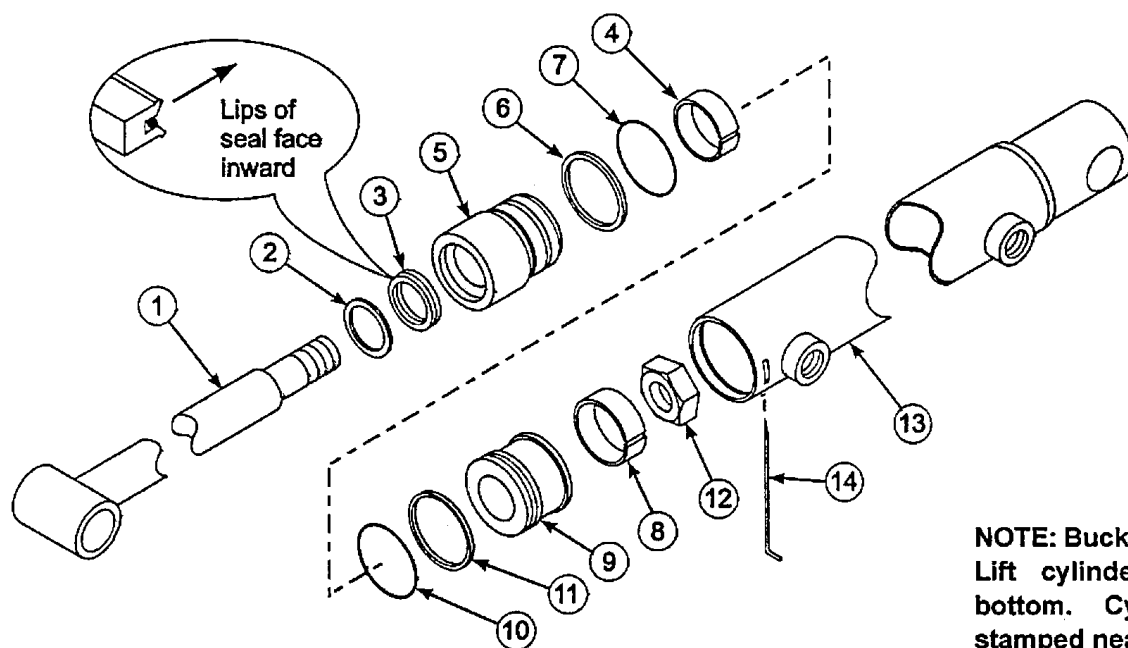
The above parts group applies to the following Mfg. Nos.:

1692934 46" Single Stage Snowthrower

SERVICE PARTS - Lift Cylinder (1718166)

A-AT43146A

NOTE: Unless noted otherwise,
use the standard hardware torque
specification chart.



NOTE: Bucket cylinder shown.
Lift cylinder ports are on
bottom. Cylinder code is
stamped near base end.

The above parts group applies to the following Mfg. Nos.:

1692932 Front End Loader

SERVICE PARTS - Lift Cylinder (1718166)

REF NO.	PART NO.	QTY.	DESCRIPTION
1	1718167	1	ROD, Cylinder, 1"
2	*	1	SEAL, Wiper
3	*	1	SEAL, U-Cup
4	*	1	WEAR RING
5	1718165	1	HEAD, Cylinder
6	*	1	BACKUP WASHER
7	*	1	O-RING
8	*	1	WEAR RING
9	1718203	1	PISTON
10	*	1	O-RING
11	*	1	SEAL, Piston
12	1926666	1	NUT, Hex Lock, 3/4-10
13	1718168	1	TUBE, Cylinder
14	*	1	WIRE, Retaining
15	1718205	1	REPAIR KIT (Contains all * items)

Footnotes:

* Contained in Repair Kit (Ref No 15)

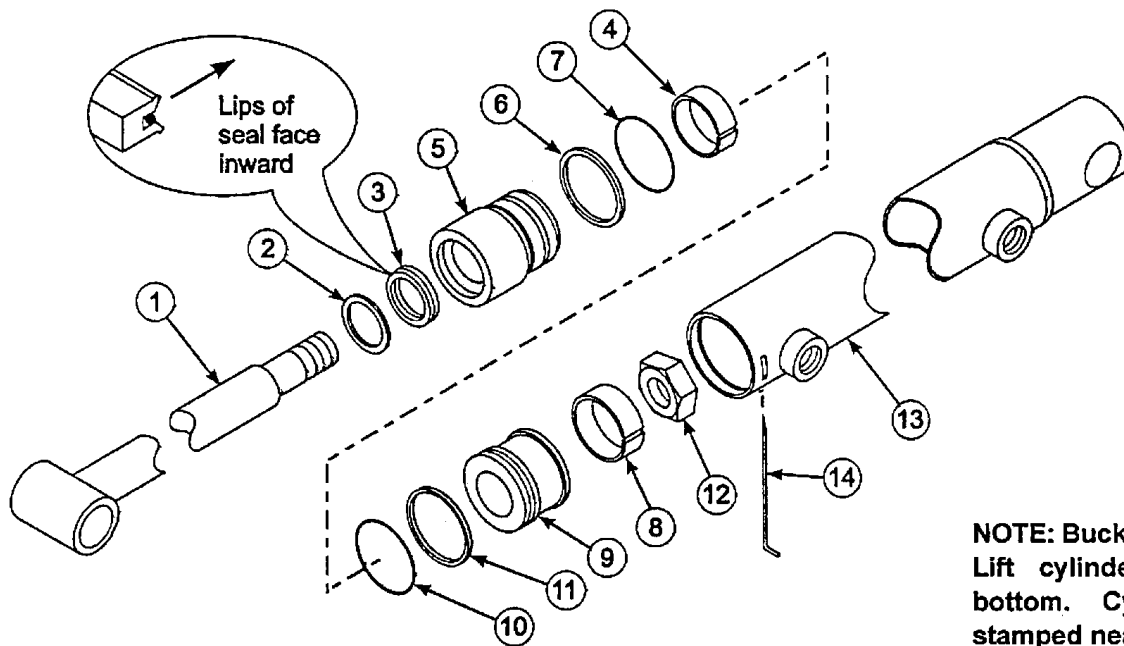
The above parts group applies to the following Mfg. Nos.:

1692932 Front End Loader

SERVICE PARTS - Bucket Cylinder (1718169)

A-AT43147A

NOTE: Unless noted otherwise,
use the standard hardware torque
specification chart.



NOTE: Bucket cylinder shown.
Lift cylinder ports are on
bottom. Cylinder code is
stamped near base end.

The above parts group applies to the following Mfg. Nos.:

1692932 Front End Loader

SERVICE PARTS - Bucket Cylinder (1718169)

REF NO.	PART NO.	QTY.	DESCRIPTION
1	1718164	1	ROD, Cylinder, 1"
2	*	1	SEAL, Wiper
3	*	1	SEAL, U-Cup
4	*	1	WEAR RING
5	1718165	1	HEAD, Cylinder
6	*	1	BACKUP WASHER
7	*	1	O-RING
8	*	1	WEAR RING
9	1718203	1	PISTON
10	*	1	O-RING
11	*	1	SEAL, Piston
12	1926662	1	NUT, Hex Lock, 3/4-10
13	1718204	1	TUBE, Cylinder
14	*	1	WIRE, Retaining
15	1718205	1	REPAIR KIT (Contains all * items)

Footnotes:

* Contained in Repair Kit (Ref No 15)

The above parts group applies to the following Mfg. Nos.:

1692932 Front End Loader



1690095 - Tire Chains (23" Tires)

No service parts are available for this attachment. Order as a complete unit from Whole Goods.




1692562 - Tire Chains (26" Tires)

No service parts are available for this attachment. Order as a complete unit from Whole Goods.

1691620 - Cart Side Extension & Cover

This attachment is not serviced by Simplicity. Please contact the following attachment manufacturer for service parts, service information, and technical literature.




Plamer Products

RR #2 Serum Plant Rd
Throntown, IN 46071
(317) 436-2496

1692125 - 10 Cu. Ft. Dump Cart

This attachment is not serviced by Simplicity. Please contact the following attachment manufacturer for service parts, service information, and technical literature.



Precision Products, Inc.

4515 S. Grand East
P.O. Box 2546
Springfield, IL 62708
Phone: (217) 528-1311
Fax: (217) 523-6701

1692926 - Soft Side Snow Cab

This attachment is not serviced by Simplicity. Please contact the following attachment manufacturer for service parts, service information, and technical literature.



Original Tractor Cab

P.O. Box 97
Arlington, IN 46104
(765) 663-2214

1692933 - Hard Side Snow Cab

This attachment is not serviced by Simplicity. Please contact the following attachment manufacturer for service parts, service information, and technical literature.



FEMCO, Inc.

500 North 81 By-Pass
P.O. Box 1186
McPherson, KS 67460
(316) 241-3513
(800) 677-0898
Fax: (316) 241-3532

1692927 - ROPS (Roll-Over Protection System)

This attachment is not serviced by Simplicity. Please contact the following attachment manufacturer for service parts, service information, and technical literature.




FEMCO, Inc.

500 North 81 By-Pass
P.O. Box 1186
McPherson, KS 67460
(316) 241-3513
(800) 677-0898
Fax: (316) 241-3532

1692935 - 50" Tiller (2000 RPM)

This attachment is not serviced by Simplicity. Please contact the following attachment manufacturer for service parts, service information, and technical literature.




BEFCO, Inc.

Hwy. 301 S
P.O. Box 6036
Rocky Mount, NC 27802
(919) 977-9921
(800) 334-6617

1693246 - Sweepster Rotary Broom

This attachment is not serviced by Simplicity. Please contact the following attachment manufacturer for service parts, service information, and technical literature.



Sweepster Inc.

2800 N. Zeeb Rd
Dexter, Michigan 48130
(800) 456-7100
(313) 996-9116
Fax (313) 996-9014

The above parts group applies to the following Mfg. Nos.:

1690095 Tire Chains (26" TIRES)

1691620 Cart Side Extension & Cover

1692125 10 Cu. Ft. Dump Cart

1692562 Tire Chains

1692926 Soft Side Snow Cab

1692927 ROPS (Roll-Over Protective Structure)

1692933 Hard Side Snow Cab

1692935 50" Tiller

1693246 Sweepster Rotary Broom

Part Number Index

Part No.	Page No	Ref No.	Part No.	Page No	Ref No.	Part No.	Page No	Ref No.	Part No.	Page No	Ref No.	Part No.	Page No	Ref No.
*	2	3	107121	28	31	901825	92	21	1669105	6	34	1679554	50	29
*	2	4	107135	24	28	905123	6	35	1670728	74	3	1679697	68	2
*	20	1	108202	46	8	905856	62	32	1672023	58	19	1679895	56	10
*	24	39	108202	50	8	912808	14	19	1672344	58	9	1679895	60	3
*	38	31	118118	96	4	912808	38	26	1672689	46	39	1679896	56	9
*	40	42	151040	2	23	915019	38	11	1672689	50	39	1679897	46	1
*	48	7	154096	10	13	916001	24	49	1672689	58	20	1679897	48	3
**	48	12	154198	6	24	916171	12	12	1673452	40	7	1679898	48	31
*	60	28	155037	60	22	916950	22	6	1673452	62	43	1679898	52	39
*	72	1	156150	62	13	916950	24	21	1673453	62	44	1679899	52	40
*	72	2	157424	6	20	916950	28	21	1673574	24	42	1679900	46	11
*	72	3	157424	46	33	916965	22	4	1674020	48	44	1679900	50	11
*	72	4	157424	50	33	917554	90	4	1674768	30	2	1679903	48	38
*	72	5	157424	52	16	917557	92	6	1674768	76	2	1679912	50	1
*	84	3	168111	6	30	919171	34	4	1675502	8	11	1679914	48	20
*	86	1	170397	46	21	919171	80	3	1675502	18	11	1679915	52	14
*	86	2	170397	50	21	919171	80	5	1675502	24	11	1685347	76	4
*	86	3	170835	96	6	921133	6	31	1675502	28	11	1685347	80	4
*	86	4	170836	96	5	921469	24	27	1675523	8	1	1685347	80	9
*	86	5	171695	68	1	922110	2	8	1675523	18	1	1685480	94	3
**	86	6	172162	24	45	922121	48	42	1675524	8	18	1686722	58	24
**	86	7	172278	2	19	922121	52	12	1675524	18	18	1691319	70	11*
*	86	8	172279	2	16	922138	6	8	1675524	24	18	1692939	70	12*
*	86	9	172744	58	16	922522	32	16	1675524	28	18	1700004	70	2
**	86	10	172744	60	17	922522	40	40	1675766	56	15	1700013	48	40
**	86	11	173026	6	21	922522	78	14	1676053	6	13	1700259	46	9
**	86	12	173358	32	1	922522	80	11	1676435	46	14	1700259	50	9
**	86	13	173358	34	1	922523	34	5	1676435	50	14	1700266	54	35
*	86	14	173358	78	1	922523	44	7	1676554	6	28	1700267	54	16
*	86	15	173358	80	1	922523	80	6	1676561	6	17	1700312	68	3
*	98	2	173359	32	3	928707	48	51	1676632	2	15	1700394	34	7
*	98	3	173359	34	2	928707	52	5	1676721	2	22	1700394	80	8
*	98	4	173359	78	3	928712	92	11	1676722	6	36	1700418	68	4
*	98	6	173359	80	2	931230	32	17	1676738	6	38	1700419	68	5
*	98	7	173934	2	18	931230	78	15	1676739	6	37	1700479	68	6
*	98	8	174066	24	37	931230	80	10	1676829	62	10	1700484	40	2
*	98	10	174066	28	34	960210	4	3	1676892	54	26	1700485	40	3
*	98	11	174561	46	30	960266	30	1	1676959	8	22	1700486	40	4
*	98	14	174561	50	30	960266	76	1	1676959	18	22	1700490	40	6
*	100	2	175647	8	14	960300	38	27	1676959	24	22	1700493	40	8
*	100	3	175647	18	14	960323	38	28	1676959	28	22	1700493	86	17
*	100	4	175647	24	14	960403	46	17	1676998	62	17	1700495	88	1
*	100	6	175647	28	14	960403	50	17	1676999	62	18	1700499	40	15
*	100	7	176012	8	12	1028100	24	52	1677029	2	21	1700500	40	14
*	100	8	176012	18	12	1611939	4	9	1677029	10	16	1700502	40	18
*	100	10	176012	54	3	1611939	16	17	1677214	30	3	1700508	44	8
*	100	11	176012	70	4	1611945	4	8	1677214	34	6	1700509	40	25
*	100	14	176012	70	9	1611945	16	16	1677214	76	3	1700518	44	5
101126	24	33	176012	74	2	1612455	4	13	1677214	80	7	1700519	44	6
101126	28	30	176012	80	4	1654930	62	50	1677651	48	32	1700524	38	12
102004	54	22	176012	80	5	1665872	60	4	1677652	52	43	1700525	38	3
102004	74	1	176111	62	42	1665982	46	7	1679003	94	5	1700531	38	2
105051	24	31	177434	2	9	1665982	50	7	1679055	24	1	1700532	38	22
105051	28	28	177649	54	13	1666114	46	27	1679055	28	1	1700533	38	23
106774	2	26	901652	62	45	1666114	50	27	1679163	48	2	1700534	38	24
106774	6	1	901652	90	16	1666613	4	15	1679163	52	41	1700544	86	16
107106	22	2	901652	92	17	1667248	58	23	1679211	6	32	1700545	88	3
107121	24	34	901825	90	15	1668500	16	45	1679554	46	29	1700546	38	32

Part Number Index

Part No.	Page No	Ref No.	Part No.	Page No	Ref No.	Part No.	Page No	Ref No.	Part No.	Page No	Ref No.	Part No.	Page No	Ref No.
1700548	38	33	1701011	40	12	1709351	94	6	1709681	14	9	1716790	96	14
1700549	38	30	1701011	40	45	1709352	94	7	1709682	14	10	1716920	8	6
1700549	38	34	1701011	78	4	1709353	94	8	1709683	14	16	1716920	18	6
1700550	66	1	1701011	80	2	1709354	94	9	1709684	14	20	1716920	24	6
1700557	38	8	1701827	46	31	1709356	94	2	1709688	20	5	1716920	28	6
1700558	38	9	1701827	50	31	1709358	94	11	1709689	20	6	1716922	74	10
1700559	38	7	1702219	4	7	1709620	10	1	1709690	20	7	1716925	74	11
1700638	48	33	1702219	16	15	1709621	10	2	1709905	62	51	1716926	8	5
1700641	88	5	1702516	60	12	1709623	10	5	1711773	74	4	1716926	18	5
1700642	88	4	1702517	60	8	1709623	14	7	1711773	80	6	1716926	24	5
1700649	48	46	1702553	46	23	1709624	10	6	1711773	80	10	1716926	28	5
1700649	52	4	1702575	60	20	1709625	10	10	1712286	36	11	1716950	62	5
1700650	52	19	1702578	60	21	1709626	90	5	1715885	4	27	1716955	62	36
1700651	52	18	1702589	50	23	1709627	90	6	1715885	16	50	1716966	58	5
1700652	52	20	1702762	60	2	1709628	90	7	1715886	16	41	1716973	58	7
1700654	52	9	1702765	60	14	1709629	90	8	1716357	8	8	1717025	58	8
1700668	52	3	1702791	60	11	1709630	90	9	1716357	18	8	1717027	58	1
1700669	48	48	1702792	60	11	1709631	90	10	1716357	24	8	1717033	58	4
1700669	52	2	1703147	60	1	1709632	90	11	1716357	28	8	1717037	58	12
1700728	48	47	1703635	8	17	1709633	90	12	1716359	74	5	1717038	58	11
1700757	54	34	1703764	58	21	1709634	90	13	1716383	62	23	1717039	58	13
1700758	54	6	1703807	58	18	1709635	90	14	1716387	62	25	1717041	58	25
1700760	54	1	1703855	58	17	1709635	92	16	1716392	62	6	1717049	4	32
1700761	54	20	1704148	88	2	1709636	90	17	1716393	62	34	1717071	58	14
1700762	54	18	1704314	62	24	1709637	90	18	1716394	74	6	1717072	58	15
1700763	54	2	1704405	58	22	1709638	90	19	1716401	62	9	1717078	62	49
1700765	54	12	1705897	52	17	1709639	10	11	1716402	62	46	1717082	58	6
1700767	54	29	1705920	4	20	1709640	10	18	1716403	62	31	1717085	58	2
1700768	54	7	1705920	16	23	1709642	16	2	1716411	68	7	1717086	16	47
1700769	54	23	1706144	24	47	1709642	16	35	1716413	68	8	1717089	18	17
1700773	56	14	1706631	46	16	1709644	16	11	1716415	68	9	1717097	6	22
1700797	48	37	1706631	50	16	1709645	16	12	1716417	68	10	1717100	6	25
1700800	48	23	1706634	46	26	1709647	16	33	1716420	68	11	1717462	74	12
1700801	48	50	1706634	50	26	1709648	16	31	1716422	68	12	1717465	2	24
1700801	52	28	1706652	46	20	1709649	16	37	1716425	68	13	1717472	2	13
1700802	48	49	1706652	50	20	1709656	12	2	1716427	62	33	1717476	4	1
1700802	52	34	1706654	46	10	1709658	12	7	1716431	62	28	1717479	2	1
1700828	52	35	1706718	50	10	1709659	12	10	1716434	62	1	1717480	4	37
1700832	52	25	1708008	16	43	1709660	12	11	1716460	8	15	1717481	4	33
1700837	88	6	1708030	46	36	1709661	12	13	1716460	18	15	1717482	4	12
1700838	88	7	1708030	50	36	1709662	14	1	1716460	24	15	1717482	16	18
1700851	48	10	1708099	54	5	1709663	92	1	1716460	28	15	1717483	4	28
1700852	52	23	1708120	54	36*	1709664	92	2	1716490	74	7	1717483	16	48
1700853	52	36	1708511	48	41	1709665	92	3	1716491	74	8	1717484	6	5
1700866	54	4	1708761	36	10	1709666	92	4	1716492	8	2	1717484	10	17
1700889	96	12	1708999	8	16	1709667	92	5	1716492	18	2	1717484	94	12
1700894	96	2	1708999	18	16	1709668	92	7	1716492	24	2	1717490	16	1
1700895	96	3	1708999	24	16	1709669	92	8	1716492	28	2	1717536	24	44
1700896	96	3	1708999	28	16	1709670	92	9	1716493	74	9	1717537	22	1
1700897	96	3	1709189	40	1	1709671	92	10	1716531	2	30	1717542	22	8
1700902	96	9	1709199	62	21	1709672	92	18	1716531	20	3	1717544	24	29
1700903	96	10	1709292	62	53	1709673	92	19	1716532	2	2	1717544	28	26
1700904	96	15	1709293	62	55	1709674	92	20	1716532	20	4	1717547	6	11
1700936	46	4	1709294	62	54	1709675	92	22	1716533	4	38	1717556	24	40
1700936	48	5	1709327	48	26	1709676	92	23	1716533	20	2	1717557	24	17
1700936	50	4	1709346	94	1	1709678	14	2	1716540	20	8	1717557	24	25
1701011	4	23	1709348	94	10	1709679	14	3	1716790	6	10	1717557	28	17
1701011	32	5	1709350	94	4	1709680	14	8	1716790	96	11	1717557	28	25

Part Number Index

Part No.	Page No	Ref No.	Part No.	Page No	Ref No.	Part No.	Page No	Ref No.	Part No.	Page No	Ref No.	Part No.	Page No	Ref No.
1717558	30	12	1718205	100	15	1718466	40	34	1916951	60	27	1917372	48	15
1717558	32	13	1718411	30	4	1718467	40	36	1916951	62	37	1917372	48	34
1717559	24	53	1718411	76	5	1718468	40	39	1916951	70	8	1917372	50	35
1717560	24	50	1718412	30	5	1718470	40	41	1916951	78	19	1917372	52	31
1717561	24	39	1718412	76	6	1718471	40	48	1916951	80	15	1917372	54	14
1717562	24	26	1718413	30	6	1718472	40	50	1916964	4	18	1917372	54	30
1717565	24	43	1718413	76	7	1718474	40	53	1916964	14	12	1917372	74	16
1717569	24	51	1718414	30	7	1718475	62	35	1916964	16	4	1917372	90	2
1717580	52	45	1718414	76	8	1718550	96	7	1916964	16	21	1917372	92	15
1717591	4	22	1718415	30	8	1718552	96	17	1916964	16	46	1917373	56	3
1717599	62	7	1718415	32	11	1718554	96	16	1916964	40	17	1917421	8	19
1717606	56	1	1718415	76	9	1718557	96	13	1916964	52	11	1917421	18	19
1717606	60	19	1718415	78	8	1718578	32	4	1916964	54	8	1917421	24	19
1717618	52	1	1718416	30	9	1718578	78	25	1916965	2	11	1917421	28	19
1717628	70	10	1718416	32	12	1718585	62	22	1916965	4	30	1917642	54	38
1717630	70	1	1718416	76	10	1718590	30	11	1916965	6	14	1918199	48	13
1717631	70	5	1718416	78	9	1718590	34	8	1916965	10	3	1918199	52	29
1717635	84	2	1718417	76	11	1718590	76	15	1916965	48	19	1918213	48	14
1717636	84	1	1718417	78	10	1718590	80	11	1916965	52	21	1918213	52	30
1717638	62	4	1718417	80	8	1718803	62	57	1916965	74	14	1918249	54	32
1717639	62	3	1718418	30	10	1718839	62	47	1916966	8	4	1918265	14	14
1717640	62	30	1718418	34	12	1718873	40	52	1916966	18	4	1918447	52	24
1717641	62	29	1718418	76	12	1718938	62	52	1916966	24	4	1918452	34	10
1717642	32	8	1718418	80	14	1718986	62	8	1916966	28	4	1918452	68	15
1717642	78	5	1718419	76	13	1719120	40	55	1916966	32	21	1918452	80	18
1717645	78	6	1718419	78	11	1719203	96	8	1916966	56	7	1918454	38	6
1717645	80	7	1718419	80	12	1719204	96	13	1916966	60	26	1918456	10	12
1717647	34	9	1718420	34	13	1719205	96	17	1916966	62	38	1918461	68	16
1717647	80	12	1718420	80	15	1910531	56	12	1916966	70	6	1919314	24	36
1717648	32	10	1718426	4	6	1910531	60	6	1916966	78	20	1919314	28	33
1717648	78	7	1718429	32	14	1913160	8	23	1916966	80	14	1919326	2	28
1718028	56	5	1718429	78	12	1913160	18	23	1917356	2	6	1919326	4	4
1718154	36	1	1718431	32	15	1913160	24	23	1917356	4	25	1919326	6	26
1718155	36	2	1718431	78	13	1913160	28	23	1917356	6	3	1919326	40	26
1718158	36	6	1718434	32	18	1915726	56	4	1917356	10	7	1919326	46	22
1718159	36	7	1718434	78	16	1916622	4	17	1917356	12	4	1919326	50	22
1718161	38	4	1718434	80	1	1916622	14	13	1917356	14	5	1919326	54	11
1718162	38	5	1718435	32	19	1916622	16	5	1917356	34	16	1919326	60	15
1718163	38	1	1718435	78	17	1916622	16	22	1917356	40	54	1919326	62	12
1718164	100	1	1718436	34	14	1916622	16	49	1917356	46	34	1919332	8	24
1718165	98	5	1718436	80	16	1916622	40	16	1917356	48	16	1919332	18	24
1718165	100	5	1718442	76	14	1916622	52	10	1917356	48	35	1919332	24	24
1718166	38	10	1718442	78	18	1916622	54	9	1917356	50	34	1919332	28	24
1718167	98	1	1718442	80	9	1916950	2	12	1917356	52	32	1919438	4	5
1718168	98	13	1718450	40	13	1916950	4	29	1917356	54	31	1919438	16	8
1718169	38	13	1718450	44	1	1916950	6	19	1917356	74	15	1919439	74	17
1718170	38	14	1718451	44	2	1916950	8	21	1917356	80	17	1920161	54	15
1718174	38	18	1718452	44	3	1916950	10	4	1917356	90	1	1920283	34	15
1718180	40	10	1718453	44	4	1916950	18	21	1917356	92	14	1920283	80	19
1718185	40	27	1718455	44	9	1916950	48	18	1917372	2	5	1920328	24	30
1718187	40	30	1718458	40	22	1916950	52	22	1917372	4	26	1920328	28	27
1718194	40	37	1718459	40	23	1916950	74	13	1917372	6	4	1920328	70	7
1718195	40	38	1718460	40	24	1916951	8	3	1917372	10	8	1920328	78	22
1718202	66	6	1718461	40	20	1916951	18	3	1917372	12	5	1920328	80	13
1718203	98	9	1718462	40	28	1916951	24	3	1917372	14	6	1920397	46	40
1718203	100	9	1718463	40	31	1916951	28	3	1917372	24	35	1920397	50	40
1718204	100	13	1718464	40	32	1916951	32	20	1917372	28	32	1920397	54	37
1718205	98	15	1718465	40	33	1916951	56	8	1917372	46	35	1920415	6	16

Part Number Index

Part No.	Page No	Ref No.	Part No.	Page No	Ref No.	Part No.	Page No	Ref No.	Part No.	Page No	Ref No.	Part No.	Page No	Ref No.
1920415	40	11	1921977	74	19	1924940	52	47	1931333	46	15	1960268	50	18
1920415	68	17	1921977	90	3	1924940	54	24	1931333	50	15	1960277	34	11
1921024	38	15	1921977	92	13	1924940	68	20	1931334	46	38	1960277	80	13
1921024	38	25	1921978	62	15	1925003	4	34	1931334	50	38	1960286	32	6
1921024	60	18	1922014	68	14	1925003	24	46	1931335	14	21	1960286	78	21
1921160	14	4	1922127	14	17	1925205	2	27	1931335	40	43	1960297	68	23
1921176	54	28	1922134	24	32	1925205	6	2	1931348	4	31	1960318	48	30
1921176	56	6	1922134	28	29	1925205	14	15	1931350	22	7	1960318	52	37
1921176	60	25	1922134	36	4	1925205	48	29	1931350	48	21	1960338	74	26
1921176	62	39	1922134	38	16	1925205	52	38	1931350	52	44	1960346	46	3
1921176	66	2	1922134	54	27	1925205	60	13	1931350	74	23	1960346	48	4
1921176	68	18	1922134	66	3	1925688	6	6	1933260	36	5	1960346	50	3
1921210	46	32	1922134	68	19	1926110	48	11	1933468	62	16	1960355	68	24
1921210	48	28	1922648	36	8	1926110	52	27	1933896	16	42	1960373	34	3
1921210	50	32	1922664	74	20	1926159	32	7	1933988	46	13	1960373	48	22
1921210	52	26	1922918	52	15	1926159	78	24	1933988	48	45	1960373	62	2
1921210	54	21	1923151	56	2	1926192	60	10	1933988	50	13	1960373	80	3
1921210	74	18	1923325	48	17	1926662	100	12	1933988	52	7	1960475	6	23
1921319	4	10	1923325	52	33	1926666	98	12	1934654	6	33	1960486	48	27
1921319	4	14	1923341	16	9	1927120	48	39	1935048	2	29	1960486	52	48
1921319	4	36	1923341	16	36	1927187	62	27	1935048	60	16	1960489	36	3
1921319	14	18	1923341	40	35	1927557	46	6	1935255	48	36	1960503	40	19
1921319	16	10	1923341	46	37	1927557	50	6	1935255	52	8	1960506	10	14
1921319	16	14	1923341	48	8	1928352	6	12	1960001	4	16	1960528	16	32
1921319	16	39	1923341	50	37	1928691	46	25	1960010	16	34	1960534	62	20
1921332	2	20	1923353	38	21	1928691	50	25	1960033	24	12	1960571	32	2
1921332	12	6	1923358	2	14	1928721	8	10	1960033	24	38	1960571	78	2
1921332	32	9	1923358	4	35	1928721	18	10	1960033	28	12	1960579	16	40
1921332	78	23	1923358	6	9	1928721	24	10	1960033	58	3	1960597	62	41
1921333	4	24	1923358	10	15	1928721	28	10	1960033	60	24	8031007	8	9
1921333	40	47	1923358	16	38	1928731	46	19	1960033	66	4	8031007	18	9
1921525	8	7	1923358	24	48	1928731	50	19	1960038	8	13	8031007	24	9
1921525	18	7	1923358	38	20	1928919	48	43	1960038	18	13	8031007	28	9
1921525	24	7	1923358	40	51	1928919	52	6	1960038	24	13			
1921525	28	7	1923362	2	25	1928919	60	7	1960038	28	13			
1921525	62	40	1923362	12	9	1929477	62	26	1960038	68	22			
1921677	54	17	1923362	40	44	1930531	56	11	1960038	70	3			
1921719	92	12	1923362	48	1	1930531	60	5	1960038	74	24			
1921958	16	3	1923362	52	42	1930531	62	56	1960071	8	20			
1921958	52	13	1923362	54	10	1930540	6	7	1960071	18	20			
1921958	54	33	1923362	62	11	1930545	40	9	1960071	24	20			
1921959	2	7	1924009	4	21	1930591	96	1	1960071	28	20			
1921959	46	2	1924009	16	19	1930627	56	13	1960074	58	10			
1921959	50	2	1924009	16	44	1930627	62	59	1960096	62	58			
1921960	14	11	1924009	46	5	1930641	46	12	1960110	2	17			
1921961	38	19	1924009	48	9	1930641	48	6	1960116	60	23			
1921963	40	21	1924009	50	5	1930641	50	12	1960116	66	5			
1921965	6	18	1924366	74	21	1930644	60	9	1960126	4	11			
1921965	22	5	1924856	6	27	1930651	36	9	1960126	16	13			
1921966	6	15	1924856	62	48	1930651	38	29	1960151	4	19			
1921968	62	19	1924874	12	3	1930651	40	5	1960151	16	20			
1921969	46	28	1924874	12	8	1930651	54	25	1960170	38	17			
1921969	50	28	1924874	16	7	1930651	68	21	1960201	74	25			
1921977	40	46	1924940	2	10	1931202	74	22	1960221	24	41			
1921977	48	25	1924940	22	3	1931320	12	1	1960244	6	29			
1921977	52	46	1924940	46	24	1931332	10	9	1960262	40	29			
1921977	54	19	1924940	48	24	1931333	4	2	1960262	40	49			
1921977	62	14	1924940	50	24	1931333	16	6	1960268	46	18			

Hardware Identification & Torque Specifications

Common Hardware Types

Hex Head Capscrew



Washer



Carriage Bolt



Lockwasher



Hex Nut

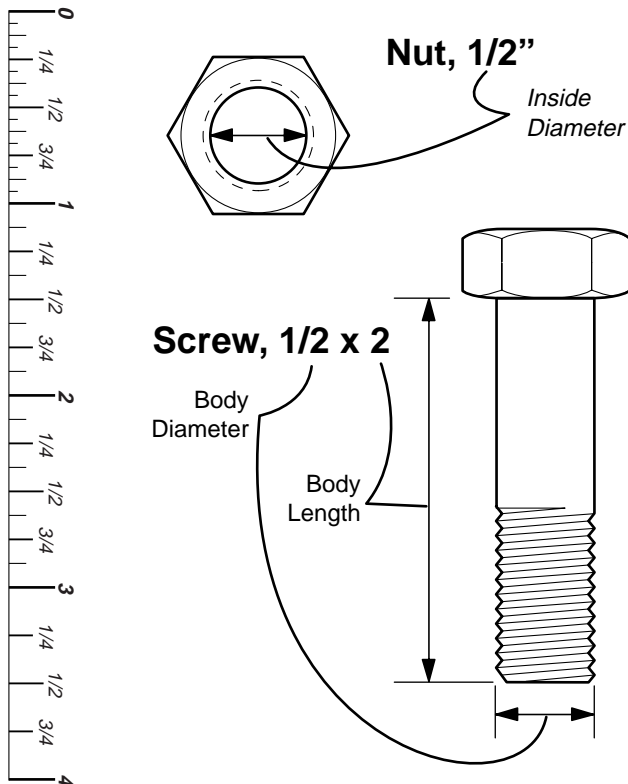


Standard Hardware Sizing

When a washer or nut is identified as **1/2"**, this is the *Nominal size*, meaning the *inside diameter* is 1/2 inch; if a second number is present it represents the *threads per inch*

When bolt or capscrew is identified as **1/2 - 16 x 2"**, this means the *Nominal size*, or *body diameter* is 1/2 inch; the second number represents the *threads per inch* (16 in this example, and the final number is the *body length* of the bolt or screw (in this example 2 inches long).

The guides and ruler furnished below are designed to help you select the appropriate hardware and tools.



Torque Specification Chart

FOR STANDARD MACHINE HARDWARE (Tolerance $\pm 20\%$)

Hardware Grade	No Marks					
	SAE Grade 2		SAE Grade 5		SAE Grade 8	
Size Of Hardware	in/lbs ft/lbs	Nm.	in/lbs ft/lbs	Nm.	in/lbs ft/lbs	Nm.
8-32	19	2.1	30	3.4	41	4.6
8-36	20	2.3	31	3.5	43	4.9
10-24	27	3.1	43	4.9	60	6.8
10-32	31	3.5	49	5.5	68	7.7
1/4-20	66	7.6	8	10.9	12	16.3
1/4-28	76	8.6	10	13.6	14	19.0
5/16-18	11	15.0	17	23.1	25	34.0
5/16-24	12	16.3	19	25.8	27	34.0
3/8-16	20	27.2	30	40.8	45	61.2
3/8-24	23	31.3	35	47.6	50	68.0
7/16-14	30	40.8	50	68.0	70	95.2
7/16-20	35	47.6	55	74.8	80	108.8
1/2-13	50	68.0	75	102.0	110	149.6
1/2-20	55	74.8	90	122.4	120	163.2
9/16-12	65	88.4	110	149.6	150	204.0
9/16-18	75	102.0	120	163.2	170	231.2
5/8-11	90	122.4	150	204.0	220	299.2
5/8-18	100	136	180	244.8	240	326.4
3/4-10	160	217.6	260	353.6	386	525.0
3/4-16	180	244.8	300	408.0	420	571.2
7/8-9	140	190.4	400	544.0	600	816.0
7/8-14	155	210.8	440	598.4	660	897.6
1-8	220	299.2	580	788.8	900	1,244.0
1-12	240	326.4	640	870.4	1,000	1,360.0

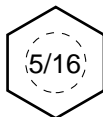
NOTES

- These torque values are to be used for all hardware excluding: locknuts, self-tapping screws, thread forming screws, sheet metal screws and socket head setscrews.
- Recommended seating torque values for locknuts:
 - for prevailing torque locknuts - use 65% of grade 5 torques.
 - for flange whizlock nuts and screws - use 135% of grade 5 torques.
- Unless otherwise noted on assembly drawings, all torque values must meet this specification.

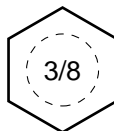
Wrench & Fastener Size Guide




1/4" Bolt or Nut
Wrench—7/16"



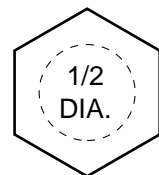
5/16" Bolt or Nut
Wrench—1/2"



3/8" Bolt or Nut
Wrench—9/16"



7/16" Bolt or Nut
Wrench (Bolt)—5/8"
Wrench (Nut)—11/16"



1/2" Bolt or Nut
Wrench—3/4"



MANUFACTURING, INC.

500 N Spring Street / PO Box 997
Port Washington, WI 53074-0997 USA

© Copyright 1998 Simplicity Manufacturing, Inc.
All Rights Reserved. Printed In USA.

